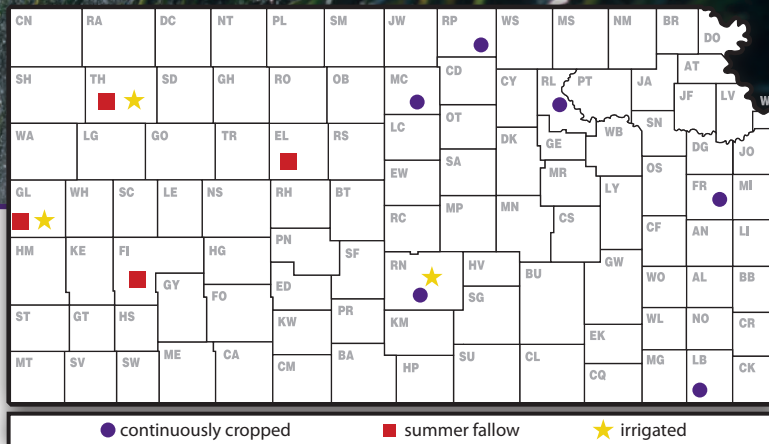
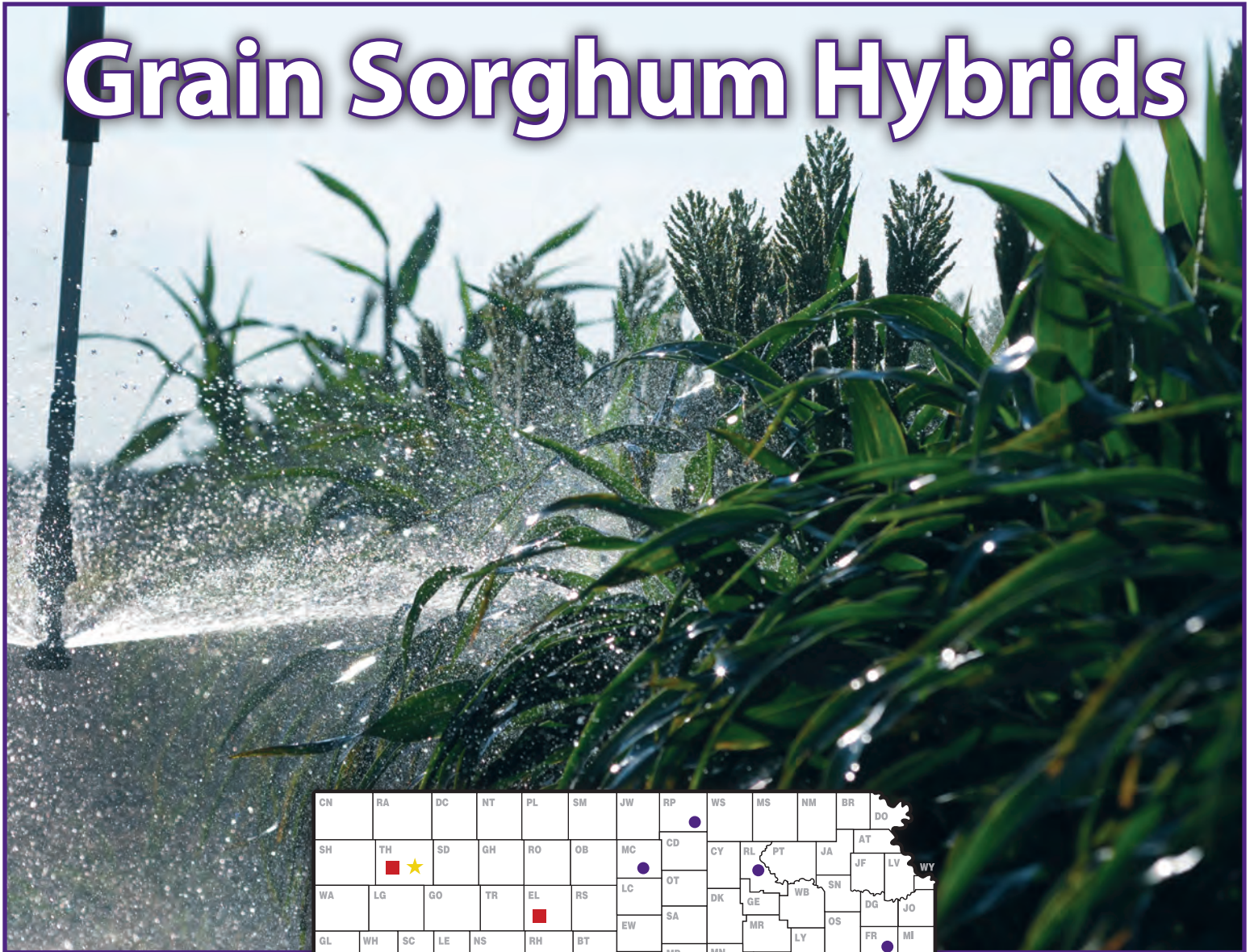


2016 Kansas Performance Tests with

Grain Sorghum Hybrids



Report of Progress 1131



TABLE OF CONTENTS

2016 Grain Sorghum Crop Review

Statewide Growing Conditions, Diseases, and Insects.....	1
--	---

2016 Performance Tests

Objectives and Procedures	2
Temperatures by Crop Reporting District Table 1.....	2
Entrants in the 2016 Performance Tests Table 2.....	3

Northeast

Manhattan, Riley County Table 3	4
Belleville, Republic County Table 4.....	5
Beloit, Mitchell County Table 5	6
2016 Yield Summary Table 6.....	7

Southeast

Ottawa, Franklin County Table 7.....	8
Parsons, Labette County Table 8.....	9
2016 Yield Summary Table 9.....	10

Central

Hutchinson, Reno County Table 10.....	11
2016 Yield Summary Table 11.....	12

Western

Hays, Ellis County Table 12	13
Colby, Thomas County Table 13.....	14
Tribune, Greeley County Table 14.....	15
Garden City, Finney County Table 15.....	16
2016 Yield Summary Table 16.....	17

Irrigated

Hutchinson, Reno County Table 17.....	18
Colby, Thomas County Table 18.....	19
Tribune, Greeley County Table 19.....	20
2016 Yield Summary Table 20.....	21

Entries in the 2016 Kansas Grain Sorghum Performance Test Table 21	22
Electronic Access, University Research Policy, and Duplication Policy	back cover

2016 GRAIN SORGHUM CROP REVIEW

Statewide Growing Conditions

The 2016 grain sorghum season presented an overall favorable weather pattern, with more than 50% of the crop condition rated as good and excellent from early emergence until harvest. Wet conditions in the spring delayed planting in specific locations but overall the planting progress was near or ahead average as relative to the last 5-yr average (2011-2015). Early-season warm temperatures sped up the emergence process, at some point, compensating for the delay caused by the early wet conditions.

Sorghum heading was concentrated during early August and early October (at the latest). Vegetative phase and pollination conditions remained wet with near-average temperatures, favoring the pollination time and early-reproductive period. Hail was also a problem across the state. There were 526 reports of large hail through October 15. Of those events 223 were reported in May (mostly outside of the sorghum season). Hail has a larger impact when occurred around flowering time or during the grain filling, when the plant depends on the leaves, potentially affecting grain number and seed weight.

As related to the precipitation, all divisions averaged above-normal for the period of April 1 through October 15 (Table 1.) The greatest departure was in the south central, where the divisional average was 32.2 inches or 138% of normal. Unfortunately, the rains weren't evenly distributed across the region or across the season.

High temperatures weren't as much of a factor. The warmest readings were recorded in mid-July, with the highest read of 110°F reported on July 24 at Webster Dam. Freeze events were evident in some areas, particularly concentrated in the north western and north central areas. Low temperatures, depending on the timing of crop development, impacted final seed weight and potentially grain quality.

As related to the grain filling, this period started with good or above-average moisture content and went to dry conditions later when the crop was approaching harvest time. Temperatures also went from near-normal to above-normal average temperatures, hastening maturity and harvest time.

The sugarcane aphid (*Melanaphis sacchari*) advanced far north (north central Kansas), appearing in new areas and impacting sorghum primarily from the mid-vegetative to late reproductive stages. Sooty mold fungal disease was encountered in coincidence to plants affected by aphids, reducing yield and quality.

Harvest progress for sorghum across the state progressed at a good pace, primarily concentrated during October and being slightly ahead of the 5-yr average (2011-2015).

Despite the abovementioned challenges, in September the U.S. Department of Agriculture forecasted a sorghum yield of 84 bushels per acre for the state for the 2016 season, equaling the 88 bushels per acre from the 2015 season (Ignacio A. Ciampitti, Kansas State University Cropping Systems Specialist, and Mary Knapp, Kansas State University Climatologist).

Diseases

Disease levels in grain sorghum varied with the location in the state. The highest levels of disease were reported from south central Kansas, where frequent rainfall events throughout the summer caused significant levels of the foliar disease, sooty stripe. Sooty stripe is a splash-dispersed disease and levels on susceptible hybrids were the highest seen since the late 1990's from the Wichita area and southward. This disease is capable of producing yield losses of up to 35% on susceptible hybrids. The other significant problem in sorghum in 2016 was the development of sooty mold in fields where high sugarcane aphid populations were present. Sooty mold, while not a true pathogen, forms on the upper surface of leaves that have large amounts of aphid honeydew on them. The black mold does not penetrate the leaf, but effectively blocks sunlight from reaching the leaf and thereby reduces yields due to reduced photosynthesis.

Sorghum rust, an occasional problem in Kansas, was present at higher than normal levels in 2016, again due to frequent rains. Most fields were mature enough for it not to be an issue, but some later-planted fields may have suffered some yield loss.

Fusarium stalk rot was also present, but appeared to be at normal levels compared to 2015, when levels were above-normal in some parts of the state.

Lastly, for the first time in several years, sorghum ergot was reported in the state in both Jewell and Republic Counties. In both instances, late-planted forage sorghum was the host. While the disease causes some yield reduction on its own, the biggest threat is harvest delays associated with having to clean off the sticky sap produced by the fungus from harvesting and other crop handling equipment. This disease does not overwinter in Kansas, and hopefully its presence will continue to be just isolated incidences. (Doug Jardine, Kansas State University Department of Plant Pathology)

Insects

Sorghum had numerous pest problems in 2016. Many fields started out with significant infestations of chinch bugs. Even seedlings germinating from insecticide-treated seed had problems, in some cases due to the large number of chinch bug nymphs. Some replanting occurred just in time for aphids to start migrating to plants. Early season these were

mixed populations of yellow sugarcane aphids, corn leaf aphids, and greenbugs. These all caused concern but no impact on yield. Then fall armyworms/corn earworm infestations started in whorl stage sorghum. Again, this caused much concern but very little actual damage. However, these large infestations of whorl stage sorghum resulted in wide scale infestations of fields during heading. Many fields were thus treated for "headworms." Insecticides provided good control of headworms but also reduced most of the beneficial insects, thus allowing sugarcane aphids migrating into the state to successfully become established and flourish. 2016 then saw many fields throughout southern and north central Kansas just explode with sugarcane aphids. 2015 was the first year sugarcane aphids caused significant problems in Kansas and infestation problems increased and expanded over a larger area in 2016. (Holly Shwartz and Jeff Whitworth, Kansas State University Department of Entomology)

2016 PERFORMANCE TESTS

Objectives and Procedures

Grain Sorghum Performance Tests, conducted annually by the Kansas Agricultural Experiment Station, provide farmers, extension workers, and seed industry personnel with unbiased agronomic information on many of the grain sorghum hybrids marketed in the state. Because entry selection and location are voluntary, not all hybrids grown in the state are included in tests, and the same group of hybrids is not grown at all test locations.

A summary of growing-season weather data is given in individual test discussions. These data are from the nearest weather-reporting station and often are supplemented with information from the test site. Precipitation graphs include cumulative lines for 2016 and the 30-year normal in addition to daily rainfall amounts since fall. Temperature graphs include daily maximum and minimum temperatures compared with normal. General trends in precipitation and temperature relative to normal are readily observed in the graphs. A table with monthly totals and averages for the growing season also is included.

Explanatory information precedes data summaries for each test. Tables 3 through 19 contain results from the individual performance tests. Hybrids are listed in order of increasing days to half bloom when that information is available, so hybrids of similar maturity appear together.

As with individual test results, small differences should not be overemphasized. Relative ranking and large differences are better indicators of performance.

Three or four plots (replications) of each hybrid were grown in a randomized complete block design at each location. Each harvested plot consisted of two rows trimmed to a specific length ranging from 20 to 30 feet at the different locations.

Grain yields are reported as bushels per acre of shelled grain (56 lb/bu) adjusted to a moisture content of 12.5%. Yields also are presented as a percentage of test average to speed recognition of highest-yielding hybrids. Hybrids yielding more than 100% of the test average year after year merit consideration. Adaptation to individual farms for appropriate maturity, stalk strength, and other factors must also be considered.

Relative maturity is measured in terms of both number of days from planting to half bloom and grain moisture at harvest. Maturity can be critical when considering a sorghum hybrid for a specific cropping system.

Small differences in yield or other characteristics should not be overemphasized. Least significant differences (LSD) are shown at the bottom of each table. Unless two entries differ by at least the LSD shown, little confidence can be placed in one being superior to the other.

The coefficient of variability (CV) can be used to estimate the degree of confidence one can have in published data from replicated tests. In this testing program, a CV of less than 10% generally indicates reliable, uniform data, whereas a CV of 10 to 15% is not uncommon and usually indicates that data are acceptable for the rough performance comparisons desired from these tests. Tests with a CV greater than 15% still may be useful, especially in situations with low yields.

Table 1. Temperatures by Crop Reporting District

Division	Extreme Tmax (°F)	Date	Avg Tmax (°F)	Avg Tmin (°F)	Avg Tmean (°F)	Extreme Tmin (°F)	Date
Northwest	106	23-Jul	81.1	52.6	66.8	22	2-Apr
North Central	110	24-Jul	81.6	56.5	69.1	22	3-Apr
Northeast	106	23-Jun	80.7	58.3	69.5	22	2-Apr
West Central	107	24-Jul	82.0	53.4	67.7	21	2-Apr
Central	109	22-Jul	82.6	57.7	70.1	19	2-Apr
East Central	106	25-Jul	81.0	59.8	70.4	23	12-Apr
Southwest	107	24-Jul	83.8	55.4	69.7	18	2-Apr
South Central	106	22-Jul	83.5	59.3	71.4	23	2-Apr
Southeast	104	23-Jul	82.4	60.9	71.7	23	2-Apr

Table 2. Entrants in the 2016 Kansas Grain Sorghum Performance Tests

Alta Seeds
Amarillo, TX
806-340-2031
altaseeds.com

Chromatin Inc.
Lubbock, TX
806-300-0593
chromatininc.com

Golden Acres Genetics
Waco, TX
254-761-9383
gaseed.com

Polansky Seed, Inc.
Belleville, KS
785-527-2271
polanskyseed.com

B-H Genetics
Ganado, TX
361-771-2755
bhgenetics.com

DeKalb
Monsanto Seed
St. Louis, MO
800-335-2676
dekalb.com

Heartland Genetics LLC
Beloit, KS
785-738-5134

Sorghum Partners
Lubbock, TX
806-300-0593
chromatininc.com

Blue River Hybrids
Ames, IA
800-370-7979
blueriverorgseed.com

Dyna-Gro Seed
Goddard, KS
316-772-8925
cpsagu.com

NuTech Seed, LLC
Ames, IA
515-232-1997
yieldleader.com

**Western Kansas
Agricultural Research
Center**
Hays, KS
785-625-3425
www.wkarc.org

Browning Seed Inc.
Plainview, TX
806-293-5271
browningseed.com

Gayland Ward Seed
Hereford, TX
806-258-7394
gaylandwardseed.com

Phillips Seed Farms
Hope, KS
785-949-2204
phillipsseed.com

NORTHEAST KANSAS DRYLAND GRAIN SORGHUM TEST

Manhattan, Riley County
 Agronomy North Farm
 Planted: 6/3/2016
 Harvested: 10/25/2016
 180-0-0 lb/a N, P, K
 Reading silt loam
 Previous crop: wheat

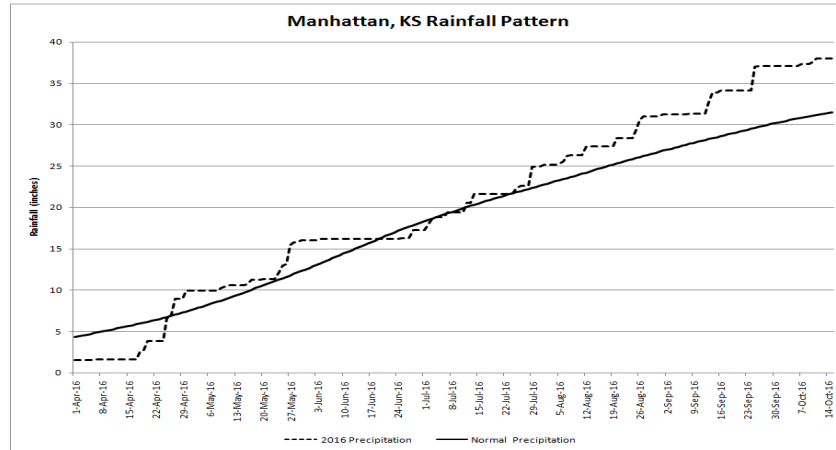


Table 3. Riley County Dryland Grain Sorghum Performance Test, 2014-2016

BRAND	NAME	ACRE YIELD, BUSHEL					YIELD AS %			Days to blm	Grain moist. %	Test wt. lb/bu	Pint ht. in.	Ldg %	Pop. 1000 ppa
		2016	2015	2014	2-yr.	3-yr.	OF TEST AVERAGE								
					AVG.	AVG.	2016	2015	2014						
ALTA	AG1203	105	97	112	101	105	96	111	106	--	12	61	57	--	36
ALTA	AG2103	100	95	109	98	101	92	108	103	--	12	61	55	--	42
ALTA	AG2105	116	90	112	103	106	107	102	106	--	13	61	59	--	44
ALTA	AG3101	110	89	--	100	--	102	101	--	--	13	61	61	--	51
ALTA	AG3201	111	97	--	104	--	102	110	--	--	12	60	55	--	52
ALTA	XG2117	97	--	--	--	--	89	--	--	--	12	60	63	--	50
ALTA	XG2118	105	--	--	--	--	96	--	--	--	14	60	62	--	53
BLUE RIVER HYBRIDS	63C5	81	--	--	--	--	74	--	--	--	10	58	48	--	44
BLUE RIVER HYBRIDS	63WT6	86	--	--	--	--	79	--	--	--	10	57	48	--	45
BLUE RIVER HYBRIDS	64YT5	70	--	--	--	--	64	--	--	--	11	56	46	--	37
DEKALB	DKS38-16	126	--	--	--	--	116	--	--	--	12	61	60	--	46
DEKALB	DKS45-23	103	--	--	--	--	95	--	--	--	12	62	59	--	37
DEKALB	DKS51-01	139	92	108	115	113	128	104	102	--	12	61	65	--	44
DEKALB	DKS53-53	125	100	107	113	111	115	114	101	--	12	62	62	--	44
DEKALB	EARLY	107	--	--	--	--	99	--	--	--	11	55	52	--	50
DEKALB	LATE	125	--	--	--	--	115	--	--	--	12	61	62	--	42
DEKALB	MED	115	--	--	--	--	105	--	--	--	12	61	61	--	55
DYNA-GRO	772B	126	--	--	--	--	116	--	--	--	12	60	57	--	45
DYNA-GRO	GX15371	110	--	--	--	--	101	--	--	--	12	62	59	--	40
DYNA-GRO	GX15373	112	--	--	--	--	103	--	--	--	11	60	60	--	45
DYNA-GRO	GX15484	123	--	--	--	--	113	--	--	--	13	61	61	--	46
DYNA-GRO	GX16173	103	--	--	--	--	95	--	--	--	11	61	55	--	46
DYNA-GRO	GX16667	115	--	--	--	--	105	--	--	--	12	61	65	--	49
DYNA-GRO	GX16675	132	--	--	--	--	121	--	--	--	13	59	76	--	44
DYNA-GRO	GX16957	61	--	--	--	--	56	--	--	--	12	55	45	--	38
DYNA-GRO	GX16968	103	--	--	--	--	94	--	--	--	13	60	58	--	47
DYNA-GRO	GX16970	104	--	--	--	--	96	--	--	--	11	60	50	--	45
DYNA-GRO	GX16988	106	--	--	--	--	98	--	--	--	11	60	53	--	53
DYNA-GRO	M60GB31	128	--	--	--	--	117	--	--	--	11	61	54	--	56
HEARTLAND GENETICS	HG45-C	99	93	--	96	--	91	106	--	--	11	58	62	--	41
HEARTLAND GENETICS	HG48-B	104	81	101	92	95	95	93	96	--	12	61	51	--	43
HEARTLAND GENETICS	HG52-B	108	93	123	101	108	100	106	117	--	11	59	63	--	46
MATURITY CHECK	EARLY	120	83	--	101	--	110	95	--	--	12	62	58	--	48
MATURITY CHECK	LATE	131	101	--	116	--	120	115	--	--	13	61	57	--	40
MATURITY CHECK	MED	125	87	--	106	--	115	99	--	--	12	61	63	--	47
POLANSKY	5669	89	--	--	--	--	82	--	--	--	12	61	50	--	44
POLANSKY	5761	102	104	112	103	106	94	119	107	--	12	59	61	--	44
SORGHUM PARTNERS	SP 73B12	107	--	--	--	--	99	--	--	--	12	59	58	--	50
SORGHUM PARTNERS	SP 78M30	113	--	--	--	--	104	--	--	--	11	59	61	--	59
Average		109	88	105	98	101	100	100	100	--	12	60	58	--	46
CV (%)		10	9	10	--	--	10	--	--	--	7	2	--	--	--
LSD (0.05)		15	12	14	--	--	14	--	--	--	1	2	--	--	--

*Yields in bold are not statistically different than the highest-yielding hybrid.

**Unless two varieties differ by more than the LSD, little confidence can be placed in one being superior to the other.

NORTHEAST KANSAS DRYLAND GRAIN SORGHUM TEST

Belleville, Republic County
 North Central Experiment Field
 Planted: 6/8/2016
 Harvested: 10/27/2016
 150-0-0 lb/a N, P, K
 Crete silt loam
 Previous crop: wheat

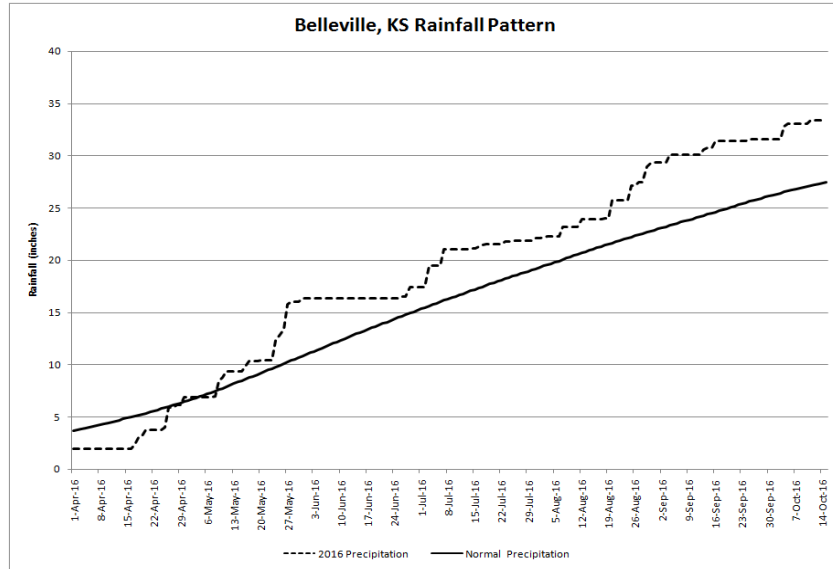


Table 4. Republic County Dryland Grain Sorghum Performance Test, 2014-2016

BRAND	NAME	YIELD AS %									Days to blm	Grain moist. %	Test wt. lb/bu	Plnt ht. in.	Ldg %	Pop. 1000 ppa
		ACRE YIELD, BUSHEL					OF TEST AVERAGE									
		2016	2015	2014	2-yr. AVG.	3-yr. AVG.	2016	2015	2014							
ALTA	AG1203	76	121	130	99	109	100	99	117	--	17	61	--	--	--	
ALTA	AG2103	79	106	113	93	99	104	87	102	--	15	61	--	--	--	
ALTA	AG2105	87	117	91	102	98	114	96	82	--	16	61	--	--	--	
ALTA	AG3101	92	145	--	118	--	120	118	--	--	17	63	--	--	--	
ALTA	AG3201	90	134	--	112	--	118	110	--	--	18	62	--	--	--	
ALTA	XG2117	85	--	--	--	--	111	--	--	--	17	63	--	--	--	
ALTA	XG2118	71	--	--	--	--	93	--	--	--	22	61	--	--	--	
DEKALB	DKS38-16	79	--	--	--	--	103	--	--	--	16	62	--	--	--	
DEKALB	DKS45-23	109	--	--	--	--	142	--	--	--	17	62	--	--	--	
DEKALB	DKS51-01	87	129	150	108	122	114	105	135	--	18	62	--	--	--	
DEKALB	DKS53-53	105	132	133	119	123	138	108	120	--	17	62	--	--	--	
DEKALB	EARLY	61	--	--	--	--	80	--	--	--	15	60	--	--	--	
DEKALB	LATE	84	--	--	--	--	111	--	--	--	19	63	--	--	--	
DEKALB	MED	82	--	--	--	--	108	--	--	--	17	61	--	--	--	
DYNA-GRO	772B	77	--	--	--	--	101	--	--	--	17	61	--	--	--	
DYNA-GRO	GX16675	55	--	--	--	--	73	--	--	--	29	62	--	--	--	
DYNA-GRO	GX16957	40	--	--	--	--	52	--	--	--	18	61	--	--	--	
DYNA-GRO	GX16988	67	--	--	--	--	87	--	--	--	15	60	--	--	--	
DYNA-GRO	M60GB31	73	--	--	--	--	96	--	--	--	16	61	--	--	--	
HEARTLAND GENETICS	HG23-R	62	--	--	--	--	81	--	--	--	15	61	--	--	--	
HEARTLAND GENETICS	HG48-B	81	125	121	103	109	106	102	109	--	16	62	--	--	--	
HEARTLAND GENETICS	HG52-B	68	136	118	102	107	90	111	106	--	18	62	--	--	--	
MATURITY CHECK	EARLY	103	122	--	113	--	135	99	--	--	16	61	--	--	--	
MATURITY CHECK	LATE	81	137	--	109	--	106	112	--	--	15	61	--	--	--	
MATURITY CHECK	MED	83	130	--	106	--	108	106	--	--	14	62	--	--	--	
PHILLIPS	595	35	--	--	--	--	46	--	--	--	16	58	--	--	--	
PHILLIPS	672	82	--	--	--	--	107	--	--	--	17	61	--	--	--	
POLANSKY	5669	32	--	--	--	--	42	--	--	--	17	62	--	--	--	
POLANSKY	5718	108	134	--	121	--	142	110	--	--	17	62	--	--	--	
SORGHUM PARTNERS	SP 73B12	71	--	--	--	--	93	--	--	--	20	62	--	--	--	
SORGHUM PARTNERS	SP 78M30	62	--	--	--	--	81	--	--	--	20	60	--	--	--	
	Average	76	123	111	100	103	100	100	100	--	17	61	--	--	--	
	CV (%)	10	8	8	--	--	10	9	8	--	12	2	--	--	--	
	LSD (0.05)	12	16	15	--	--	16	15	13	--	4	2	--	--	--	

*Yields in bold are not statistically different than the highest-yielding hybrid.

**Unless two varieties differ by more than the LSD, little confidence can be placed in one being superior to the other.

NORTHEAST KANSAS DRYLAND GRAIN SORGHUM TEST

Beloit, Mitchell County
 Tom Deneke Farm
 Planted: 6/11/2016
 Harvested: 11/15/2016
 100-0-0 lb/a N, P, K
 Harney silt loam
 Previous crop: wheat

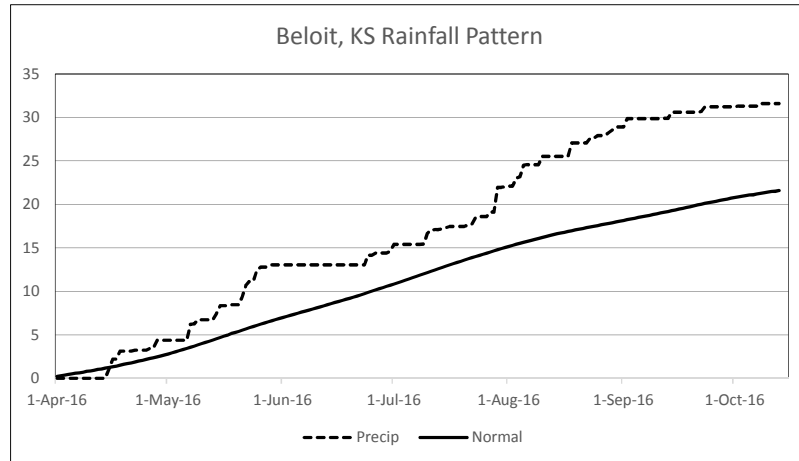


Table 5. Mitchell County Dryland Grain Sorghum Performance Test, 2014-2016

BRAND	NAME	ACRE YIELD, BUSHEL		YIELD AS %			Days to blm	Grain moist. %	Test wt. lb/bu	Pint ht. in.	Ldg %	Pop. 1000 ppa			
		2016	2015	2014	OF TEST AVERAGE										
		2016	2015	2014	2016	2015							2014		
				2-yr. AVG.	3-yr. AVG.										
ALTA	AG1203	145	96	--	120	--	108	108	--	--	14	63	54	--	--
ALTA	AG2103	103	93	--	98	--	77	104	--	--	14	62	53	--	--
ALTA	AG2105	130	83	--	107	--	97	93	--	--	14	62	58	--	--
ALTA	AG3101	135	86	--	111	--	101	97	--	--	14	63	56	--	--
ALTA	AG3201	116	106	--	111	--	86	119	--	--	14	60	62	--	--
ALTA	XG2117	141	--	--	--	--	105	--	--	--	14	62	61	--	--
ALTA	XG2118	146	--	--	--	--	109	--	--	--	15	62	57	--	--
DEKALB	DKS38-16	153	--	--	--	--	114	--	--	--	14	63	58	--	--
DEKALB	DKS45-23	159	--	--	--	--	119	--	--	--	14	63	59	--	--
DEKALB	DKS51-01	150	99	--	124	--	111	111	--	--	14	63	62	--	--
DEKALB	DKS53-53	164	75	--	120	--	122	84	--	--	14	62	60	--	--
DEKALB	EARLY	83	--	--	--	--	62	--	--	--	13	60	54	--	--
DEKALB	LATE	171	--	--	--	--	127	--	--	--	14	63	58	--	--
DEKALB	MED	164	--	--	--	--	122	--	--	--	14	63	60	--	--
DYNA-GRO	772B	167	--	--	--	--	124	--	--	--	14	62	56	--	--
DYNA-GRO	GX16675	155	--	--	--	--	115	--	--	--	14	62	70	--	--
DYNA-GRO	M60GB31	140	--	--	--	--	104	--	--	--	14	63	60	--	--
HEARTLAND GENETICS	HG45-C	104	87	--	95	--	77	98	--	--	12	60	54	--	--
HEARTLAND GENETICS	HG48-B	118	75	--	97	--	88	85	--	--	13	62	54	--	--
HEARTLAND GENETICS	HG52-B	143	90	--	117	--	107	101	--	--	14	61	61	--	--
MATURITY CHECK	EARLY	144	71	--	107	--	107	80	--	--	14	62	52	--	--
MATURITY CHECK	LATE	152	83	--	118	--	113	93	--	--	14	62	54	--	--
MATURITY CHECK	MED	151	101	--	126	--	113	114	--	--	14	63	59	--	--
PHILLIPS	595	88	--	--	--	--	66	--	--	--	12	60	64	--	--
PHILLIPS	672	137	--	--	--	--	102	--	--	--	14	62	66	--	--
POLANSKY	5526	133	--	--	--	--	99	--	--	--	13	61	54	--	--
POLANSKY	5651Y	127	--	--	--	--	94	--	--	--	13	61	57	--	--
SORGHUM PARTNERS	SP 73B12	139	--	--	--	--	104	--	--	--	15	62	58	--	--
SORGHUM PARTNERS	SP 78M30	140	--	--	--	--	105	--	--	--	14	61	55	--	--
	Average	134	89	--	112	--	100	100	--	--	14	62	58	--	--
	CV (%)	7	7	--	--	--	7	7	--	--	3	1	--	--	--
	LSD (0.05)	16	9	--	--	--	12	10	--	--	1	1	--	--	--

*Yields in bold are not statistically different than the highest-yielding hybrid.

**Unless two varieties differ by more than the LSD, little confidence can be placed in one being superior to the other.

Table 6. NORTHEAST Kansas Grain Sorghum Hybrid Yield Summary (% of test avg.), 2016

BRAND/NAME	RLD	RPD	MTD	AVG.	BRAND/NAME	RLD	RPD	MTD	AVG.
ALTA					HEARTLAND GENETICS				
AG1203	96	100	108	101	HG 23-R	--	--	21	--
AG2103	92	104	77	91	HG 44-R	--	81	--	--
AG2105	107	114	97	106	HG45-C	91	--	77	84
AG3101	102	120	101	108	HG48-B	95	106	88	97
AG3201	102	118	86	102	HG52-B	100	90	107	99
XG2117	89	111	105	102	PHILLIPS				
XG2118	96	93	109	99	595	--	46	66	56
BLUE RIVER HYBRIDS					672	--	107	102	105
63C5	74	--	--	--	POLANSKY				
63WT6	79	--	--	--	5526	--	--	99	--
64YT5	64	--	--	--	5651Y	--	--	94	--
DEKALB					5669	82	42	--	63
DKS38-16	116	103	114	111	5718	--	142	--	--
DKS45-23	95	142	119	119	5761	94	--	--	--
DKS51-01	128	114	111	118	SORGHUM PARTNERS				
DKS53-53	115	138	122	125	SP 73B12	99	93	104	98
EARLY	99	80	62	80	SP 78M30	104	81	105	97
LATE	115	111	127	118	MATURITY CHECK				
MED	105	108	122	112	EARLY	110	135	107	117
DYNA-GRO					LATE	120	106	113	113
772B	116	101	124	114	MED	115	108	113	112
GX15371	101	--	--	--	AVERAGES (bu/a)	109	76	134	106
GX15373	103	--	--	--	CV (%)	10	10	7	--
GX15484	113	--	--	--	LSD (0.05)	14	16	12	--
GX16173	95	--	--	--					
GX16667	105	--	--	--					
GX16675	121	73	115	103					
GX16957	56	52	--	54					
GX16968	94	--	--	--					
GX16970	96	--	--	--					
GX16988	98	87	--	93					
M60GB31	117	96	104	106					

RLD = Riley Co., Manhattan RPD = Republic Co., Belleville MTD = Mitchell Co., Beloit

SOUTHEAST KANSAS DRYLAND GRAIN SORGHUM TEST

Ottawa, Franklin County East
 Central Experiment Field
 Planted: 6/6/2016
 Harvested: 10/25/2016
 140-40-15 lb/a N, P, K
 Woodson silt loam
 Previous crop: soybean

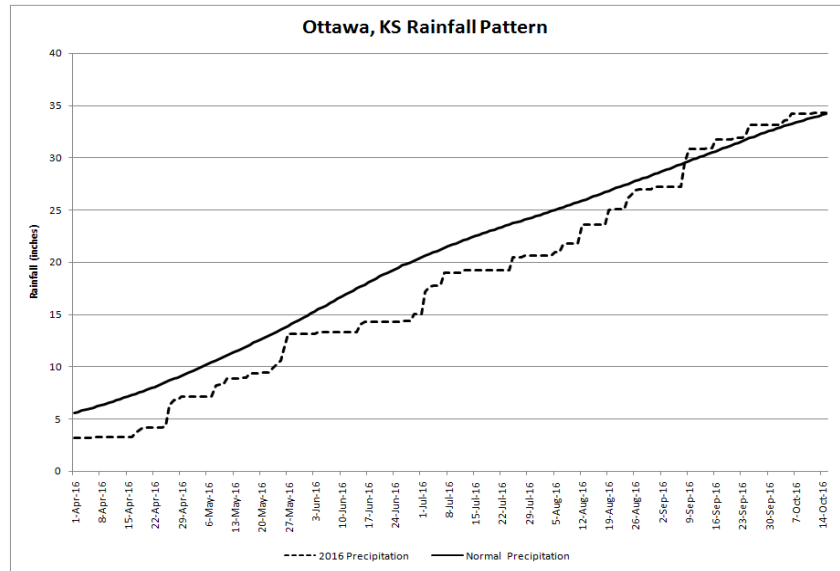


Table 7. Franklin County Dryland Grain Sorghum Performance Test, 2014-2016

BRAND	NAME	ACRE YIELD, BUSHELS					YIELD AS % OF TEST AVERAGE			Days to blm	Grain moist. %	Test wt. lb/bu	Plnt ht. in.	Ldg %	Pop. 1000 ppa
		2016	2015	2014	2-yr. AVG.	3-yr. AVG.	2016	2015	2014						
ALTA	AG1203	59	110	--	84	--	103	96	--	50	13	57	--	--	60
ALTA	AG2103	47	119	--	83	--	83	104	--	51	12	60	--	--	53
ALTA	AG2105	53	120	--	86	--	92	105	--	51	12	61	--	--	54
ALTA	AG3101	57	110	--	84	--	101	96	--	53	13	60	--	--	54
ALTA	AG3201	58	124	--	91	--	102	109	--	51	11	59	--	--	57
ALTA	XG2117	42	--	--	--	--	74	--	--	53	17	57	--	--	58
ALTA	XG2118	47	--	--	--	--	83	--	--	53	12	60	--	--	57
CHROMATIN	CHR0029	39	--	--	--	--	69	--	--	55	14	59	--	--	55
CHROMATIN	CHR0073	44	--	--	--	--	78	--	--	53	12	59	--	--	53
CHROMATIN	CHR2042	50	--	--	--	--	88	--	--	54	12	60	--	--	56
DEKALB	DKS38-16	67	--	--	--	--	117	--	--	51	11	61	--	--	58
DEKALB	DKS45-23	60	--	--	--	--	105	--	--	53	12	60	--	--	58
DEKALB	DKS51-01	75	130	--	102	--	131	113	--	54	12	60	--	--	55
DEKALB	DKS53-53	75	121	128	98	108	132	106	110	55	11	60	--	--	57
DEKALB	EARLY	73	--	--	--	--	128	--	--	47	11	59	--	--	55
DEKALB	LATE	74	--	--	--	--	130	--	--	55	12	60	--	--	54
DEKALB	MED	52	--	--	--	--	92	--	--	50	11	60	--	--	59
DYNA-GRO	GX16675	60	--	--	--	--	106	--	--	57	14	60	--	--	54
MATURITY CHECK	EARLY	72	125	--	98	--	126	109	--	49	11	61	--	--	45
MATURITY CHECK	LATE	68	116	--	92	--	119	101	--	54	12	65	--	--	55
MATURITY CHECK	MED	53	110	--	81	--	93	96	--	50	12	59	--	--	57
SORGHUM PARTNERS	SP 68M57	46	--	--	--	--	81	--	--	52	11	61	--	--	56
SORGHUM PARTNERS	SP 73B12	42	--	--	--	--	74	--	--	55	12	59	--	--	58
SORGHUM PARTNERS	SP 78M30	52	--	--	--	--	92	--	--	56	12	59	--	--	55
	Average	57	115	116	86	96	100	100	100	52	12	60	--	--	56
	CV (%)	12	7	6	--	--	12	7	6	2	11	4	--	--	--
	LSD (0.05)	9	12	10	--	--	16	11	8	1	2	3	--	--	--

*Yields in bold are not statistically different than the highest-yielding hybrid.

**Unless two varieties differ by more than the LSD, little confidence can be placed in one being superior to the other.

SOUTHEAST KANSAS DRYLAND GRAIN SORGHUM TEST

Parsons, Labette County

Southeast Agricultural Research Center

Planted: 5/6/2016

Harvested: 10/4/2016

120-46-60 lb/a N, P, K

Parsons silt loam

Previous crop: soybean

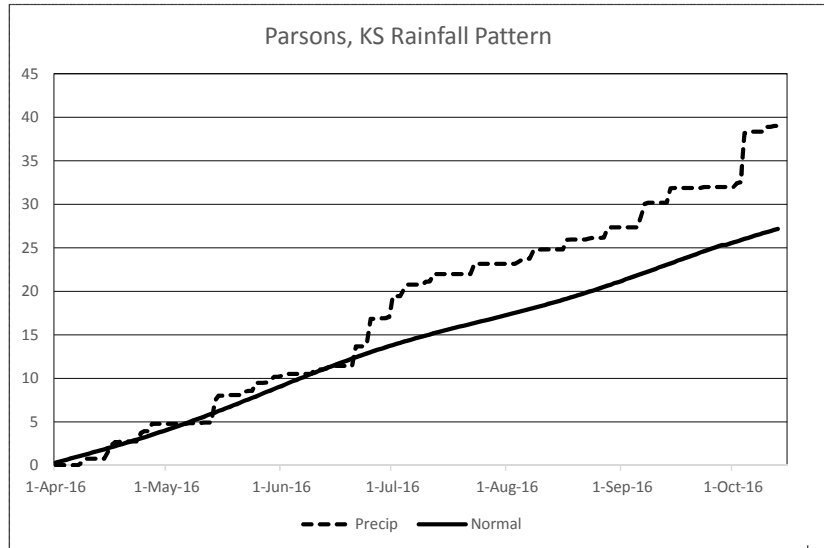


Table 8. Labette County Dryland Grain Sorghum Performance Test, 2014-2016

BRAND	NAME	ACRE YIELD, BUSHELS					YIELD AS % OF TEST			Days to blm	Grain moist. %	Test wt. lb/bu	Plnt ht. in.	Ldg %	Pop. 1000 ppa
		2016	2015	2014	2-yr.	3-yr.	AVERAGE								
					AVG.	AVG.	2016	2015	2014						
ALTA	AG1203	76	79	107	78	87	90	202	98	--	13	--	55	0	68
ALTA	AG2103	79	40	--	60	--	94	102	--	--	13	--	54	0	60
ALTA	AG2105	81	52	48	66	60	96	133	44	--	14	--	60	0	54
ALTA	AG3101	62	13	--	37	--	73	32	--	--	14	--	63	17	73
ALTA	AG3201	93	30	--	62	--	110	77	--	--	14	--	54	0	66
ALTA	XG2117	93	--	--	--	--	110	--	--	--	14	--	56	0	63
ALTA	XG2118	110	--	--	--	--	131	--	--	--	14	--	58	0	72
CHROMATIN	CHR0029	89	--	--	--	--	106	--	--	--	14	--	57	0	62
CHROMATIN	CHR0073	83	--	--	--	--	98	--	--	--	13	--	58	0	66
CHROMATIN	CHR2042	72	--	--	--	--	86	--	--	--	14	--	59	0	46
DEKALB	DKS38-16	92	--	--	--	--	110	--	--	--	14	--	54	0	65
DEKALB	DKS45-23	107	--	--	--	--	126	--	--	--	14	--	57	0	68
DEKALB	DKS51-01	66	46	140	56	84	79	118	128	--	14	--	58	13	66
DEKALB	DKS53-53	113	25	108	69	82	134	65	117	--	13	--	59	0	67
DEKALB	EARLY	55	--	--	--	--	65	--	--	--	14	--	49	0	58
DEKALB	LATE	100	--	--	--	--	118	--	--	--	14	--	56	0	43
DEKALB	MED	84	--	--	--	--	99	--	--	--	14	--	58	0	64
DYNA-GRO	GX16675	64	--	--	--	--	76	--	--	--	15	--	68	17	63
MATURITY CHECK	EARLY	91	31	--	61	--	107	78	--	--	13	--	51	0	45
MATURITY CHECK	LATE	81	--	--	--	--	96	--	--	--	13	--	56	0	45
MATURITY CHECK	MED	98	73	--	86	--	116	187	--	--	13	--	59	3	61
SORGHUM PARTNERS	SP 68M57	83	--	--	--	--	98	--	--	--	14	--	53	0	62
SORGHUM PARTNERS	SP 73B12	61	--	--	--	--	72	--	--	--	14	--	56	0	51
SORGHUM PARTNERS	SP 78M30	92	--	--	--	--	109	--	--	--	14	--	57	0	44
	Average	84	39	110	62	78	100	100	100	--	14	--	57	2	60
	CV (%)	7	10	11	--	--	7	10	11	--	5	--	4	--	8
	LSD (0.05)	8	6	17	--	--	10	14	16	--	1	--	3	16	7

*Yields in bold are not statistically different than the highest-yielding hybrid.

**Unless two varieties differ by more than the LSD, little confidence can be placed in one being superior to the other.

Table 9. SOUTHEAST Kansas Grain Sorghum Hybrid Yield Summary (% of test avg.), 2016

BRAND/NAME	FRD	LBD	AVG.	BRAND/NAME	FRD	LBD	AVG.
ALTA				SORGHUM PARTNERS			
AG1203	103	90	97	SP 68M57	81	98	90
AG2103	83	94	89	SP 73B12	74	72	73
AG2105	92	96	94	SP 78M30	92	109	101
AG3101	101	73	87	MATURITY CHECK			
AG3201	102	110	106	EARLY	126	107	117
XG2117	74	110	92	LATE	119	96	108
XG2118	83	131	107	MED	93	116	105
CHROMATIN				AVERAGES (bu/a)			
CHR0029	69	106	87	CV (%)	12	7	--
CHR0073	78	98	88	LSD (0.05)	16	10	--
CHR2042	88	86	87				
DEKALB							
DKS38-16	117	110	113				
DKS45-23	105	126	116				
DKS51-01	131	79	105				
DKS53-53	132	134	133				
EARLY	128	65	96				
LATE	130	118	124				
MED	92	99	95				
DYNA-GRO							
GX16675	106	76	91				

FRD = Franklin Co., Ottawa LBD = Labette Co., Parsons

CENTRAL KANSAS DRYLAND GRAIN SORGHUM TEST

Hutchinson, Reno County
 Southwest Seed Research Farm
 Planted: 6/29/2016
 Harvested: 11/18/2016
 100-0-0 lb/a N, P, K
 Punkin silt loam
 Previous crop: wheat

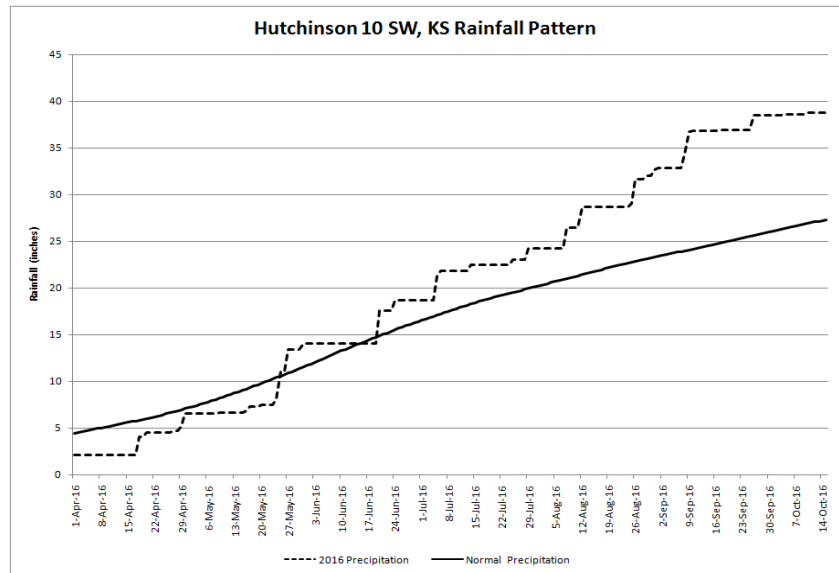


Table 10. Reno County Dryland Grain Sorghum Performance Test, 2014-2016

BRAND	NAME	ACRE YIELD, BUSHEL					YIELD AS %			Days to blm	Grain moist. %	Test wt. lb/bu	Plnt ht. in.	Ldg %	Pop. 1000 ppa
		2016	2015	2014	2-yr. AVG.	3-yr. AVG.	OF TEST AVERAGE								
							2016	2015	2014						
ALTA	AG1203	110	113	56	111	93	167	114	71	--	16	60	--	--	--
ALTA	AG1301	75	82	--	79	--	115	83	--	--	17	60	--	--	--
ALTA	AG2115	55	92	93	74	80	84	93	118	--	17	59	--	--	--
ALTA	AG3201	76	--	--	--	--	116	--	--	--	16	59	--	--	--
ALTA	XG2117	83	--	--	--	--	126	--	--	--	16	61	--	--	--
ALTA	XG2118	82	--	--	--	--	125	--	--	--	17	60	--	--	--
CHROMATIN	CHR0029	96	--	--	--	--	145	--	--	--	17	59	--	--	--
CHROMATIN	CHR0073	71	--	--	--	--	108	--	--	--	16	61	--	--	--
CHROMATIN	CHR2042	69	--	--	--	--	104	--	--	--	18	59	--	--	--
DEKALB	DKS38-16	50	--	--	--	--	75	--	--	--	15	57	--	--	--
DEKALB	DKS45-23	37	--	--	--	--	56	--	--	--	16	56	--	--	--
DEKALB	DKS51-01	45	114	81	80	80	69	115	103	--	15	58	--	--	--
DEKALB	DKS53-53	46	90	79	68	72	70	91	101	--	17	55	--	--	--
DEKALB	EARLY	42	--	--	--	--	64	--	--	--	14	50	--	--	--
DEKALB	LATE	39	--	--	--	--	60	--	--	--	16	55	--	--	--
DEKALB	MED	62	--	--	--	--	95	--	--	--	16	59	--	--	--
DYNA-GRO	772B	31	--	--	--	--	46	--	--	--	15	54	--	--	--
DYNA-GRO	GX15371	124	--	--	--	--	189	--	--	--	17	62	--	--	--
DYNA-GRO	GX15373	71	--	--	--	--	107	--	--	--	16	58	--	--	--
DYNA-GRO	GX15484	117	--	--	--	--	178	--	--	--	18	62	--	--	--
DYNA-GRO	GX15561	102	--	--	--	--	155	--	--	--	16	60	--	--	--
DYNA-GRO	GX15672	44	--	--	--	--	66	--	--	--	17	58	--	--	--
DYNA-GRO	GX16173	33	--	--	--	--	50	--	--	--	13	50	--	--	--
DYNA-GRO	GX16612	75	--	--	--	--	114	--	--	--	15	60	--	--	--
DYNA-GRO	GX16667	27	--	--	--	--	41	--	--	--	11	50	--	--	--
DYNA-GRO	GX16675	112	--	--	--	--	171	--	--	--	15	62	--	--	--
DYNA-GRO	GX16957	39	--	--	--	--	60	--	--	--	11	50	--	--	--
DYNA-GRO	GX16968	61	--	--	--	--	93	--	--	--	16	58	--	--	--
DYNA-GRO	GX16970	42	--	--	--	--	64	--	--	--	16	54	--	--	--
DYNA-GRO	GX16988	62	--	--	--	--	95	--	--	--	16	58	--	--	--
DYNA-GRO	M58GR24	38	--	--	--	--	58	--	--	--	15	55	--	--	--
DYNA-GRO	M60GB31	124	--	--	--	--	188	--	--	--	19	60	--	--	--
HEARTLAND GENETICS	HG45-C	15	104	--	60	--	23	105	--	--	10	50	--	--	--
HEARTLAND GENETICS	HG48-B	42	84	100	63	75	63	85	128	--	13	57	--	--	--
HEARTLAND GENETICS	HG52-B	76	115	75	95	89	115	116	96	--	15	57	--	--	--
MATURITY CHECK	EARLY	51	110	--	81	--	78	112	--	--	16	58	--	--	--
MATURITY CHECK	LATE	60	97	--	79	--	91	98	--	--	18	58	--	--	--
MATURITY CHECK	MED	66	84	--	75	--	101	85	--	--	16	57	--	--	--
PHILLIPS	595	76	--	--	--	--	116	--	--	--	15	57	--	--	--
PHILLIPS	672	37	--	--	--	--	56	--	--	--	14	54	--	--	--
POLANSKY	5761	88	123	97	106	103	134	124	123	--	17	57	--	--	--
POLANSKY	5651Y	50	114	--	82	--	77	115	--	--	16	59	--	--	--
SORGHUM PARTNERS	SP 68M57	68	--	--	--	--	103	--	--	--	15	59	--	--	--
SORGHUM PARTNERS	SP 73B12	125	--	--	--	--	189	--	--	--	15	62	--	--	--
Average		66	99	79	82	81	100	100	100	--	16	57	--	--	--
CV (%)		12	12	12	--	--	12	12	11	--	14	3	--	--	--
LSD (0.05)		11	17	13	--	--	17	17	15	--	3	3	--	--	--

*Yields in bold are not statistically different than the highest-yielding hybrid.

**Unless two varieties differ by more than the LSD, little confidence can be placed in one being superior to the other.

Table 11. CENTRAL Kansas Sorghum Hybrid Yield Summary (% of test avg.), 2016

BRAND/NAME	SAD	RND	AVG.	BRAND/NAME	SAD	RND	AVG.
ALTA				PHILLIPS			
AG1203	--	167	167	595	--	116	116
AG1301	--	115	115	672	--	56	56
AG2115	--	84	84	POLANSKY			
AG3201	--	116	116	5651Y	--	77	77
XG2117	--	126	126	5761	--	134	134
XG2118	--	125	125	SORGHUM PARTNERS			
CHROMATIN				SP 68M57	--	103	103
CHR0029	--	145	145	SP 73B12	--	189	189
CHR0073	--	108	108	MATURITY CHECK			
CHR2042	--	104	104	EARLY	--	78	78
DEKALB				LATE	--	91	91
DKS38-16	--	75	75	MED	--	101	101
DKS45-23	--	56	56	AVERAGES (bu/a)			
DKS51-01	--	69	69		--	66	66
DKS53-53	--	70	70	CV (%)	--	12	12
EARLY	--	64	64	LSD (0.05)	--	17	17
LATE	--	60	60	DYNA-GRO			
MED	--	95	95	772B	--	46	46
DYNA-GRO				GX15371	--	189	189
772B	--	46	46	GX15373	--	107	107
GX15371	--	189	189	GX15484	--	178	178
GX15373	--	107	107	GX15561	--	155	155
GX15484	--	178	178	GX15672	--	66	66
GX15561	--	155	155	GX16173	--	50	50
GX15672	--	66	66	GX16612	--	114	114
GX16173	--	50	50	GX16667	--	41	41
GX16612	--	114	114	GX16675	--	171	171
GX16667	--	41	41	GX16957	--	60	60
GX16675	--	171	171	GX16968	--	93	93
GX16957	--	60	60	GX16970	--	64	64
GX16968	--	93	93	GX16988	--	95	95
GX16970	--	64	64	M58GR24	--	58	58
GX16988	--	95	95	M60GB31	--	188	188
M58GR24	--	58	58	HEARTLAND GENETICS			
M60GB31	--	188	188	HG45-C	--	23	23
HEARTLAND GENETICS				HG48-B	--	63	63
HG45-C	--	23	23	HG52-B	--	115	115
HG48-B	--	63	63				
HG52-B	--	115	115				

SAD = Saline Co., Assaria; abandoned, severe SCA infestation.

RND = Reno Co., Hutchinson

WESTERN KANSAS DRYLAND GRAIN SORGHUM TEST

Hays, Ellis County

Western Kansas Research Center

Planted: 5/13/2016

Harvested: 10/18/2016

80-0-0 lb/a N, P, K

Harney clay loam

Previous crop: wheat

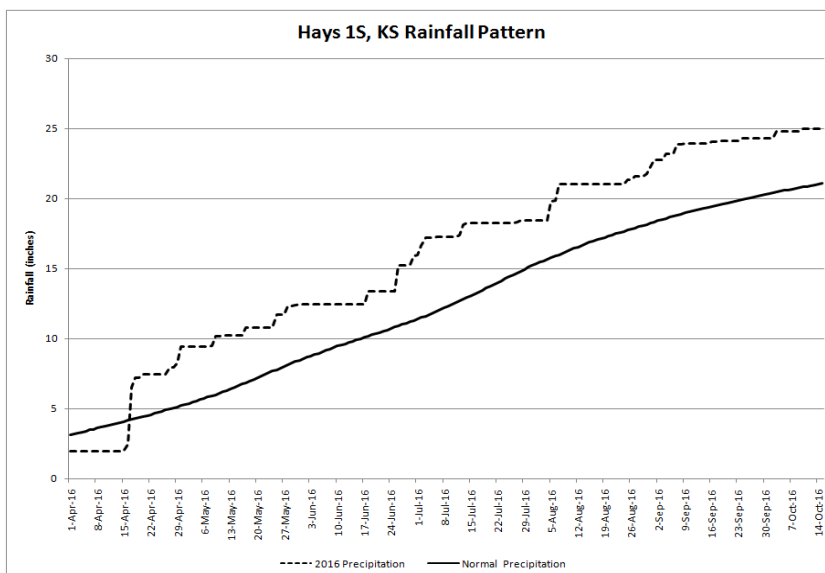


Table 12. Ellis County Dryland Grain Sorghum Performance Test, 2014-2016

BRAND	NAME	ACRE YIELD, BUSHEL					YIELD AS %			Days to blm	Grain moist. %	Test wt. lb/bu	Plnt ht. in.	Ldg %	Pop. 1000 ppa
		2016	2015	2014	2-yr. AVG.	3-yr. AVG.	OF TEST AVERAGE								
		2016	2015	2014	2016	2015	2014								
ALTA	AG1201	89	--	--	--	--	90	--	--	66	13	61	38	--	28
ALTA	AG1203	126	--	--	--	--	127	--	--	70	12	65	49	--	25
ALTA	AG1301	101	--	--	--	--	102	--	--	69	12	62	42	--	18
ALTA	AG2115	107	--	--	--	--	108	--	--	71	12	62	47	--	24
ALTA	XG2117	75	--	--	--	--	76	--	--	75	12	61	49	--	19
ALTA	XG2118	92	--	--	--	--	93	--	--	73	14	62	46	--	24
CHROMATIN	CHR0039	63	--	--	--	--	63	--	--	64	11	56	35	--	27
CHROMATIN	CHR0073	102	--	--	--	--	103	--	--	73	12	63	45	--	20
DEKALB	DKS28-05	79	--	66	73	--	80	--	83	64	12	59	41	--	22
DEKALB	DKS37-07	105	--	88	96	--	106	--	110	65	13	62	46	--	33
DEKALB	DKS38-16	116	--	--	--	--	117	--	--	67	12	65	46	--	27
DEKALB	DKS51-01	114	--	--	--	--	116	--	--	74	13	65	52	--	21
DEKALB	EARLY	96	--	--	--	--	97	--	--	64	12	59	36	--	20
DEKALB	LATE	124	--	--	--	--	126	--	--	75	12	64	51	--	27
DEKALB	MED	110	--	--	--	--	111	--	--	70	13	64	50	--	26
DYNA-GRO	GX16667	119	--	--	--	--	120	--	--	74	13	63	54	--	23
DYNA-GRO	GX16957	85	--	--	--	--	86	--	--	64	11	60	39	--	28
DYNA-GRO	GX16988	99	--	--	--	--	100	--	--	69	12	61	43	--	23
DYNA-GRO	M58GR24	101	--	--	--	--	102	--	--	66	13	58	45	--	21
DYNA-GRO	M60GB31	111	--	--	--	--	112	--	--	70	12	65	50	--	24
GOLDEN ACRES	X-2699	103	--	--	--	--	104	--	--	75	12	63	45	--	27
HEARTLAND GENETICS	HG44-R	82	--	--	--	--	83	--	--	64	13	59	42	--	27
HEARTLAND GENETICS	HG45-C	96	--	--	--	--	97	--	--	75	12	61	50	--	23
HEARTLAND GENETICS	HG48-B	98	--	91	95	--	99	--	114	71	12	63	41	--	29
HEARTLAND GENETICS	HG52-B	118	--	89	104	--	119	--	112	73	12	63	49	--	24
MATURITY CHECK	EARLY	125	--	60	92	--	126	--	75	66	12	64	48	--	26
MATURITY CHECK	LATE	122	--	81	101	--	123	--	102	75	13	63	45	--	27
MATURITY CHECK	MED	120	--	89	105	--	121	--	112	70	13	63	49	--	26
PHILLIPS	595	90	--	--	--	--	91	--	--	66	12	61	37	--	21
PHILLIPS	672	108	--	--	--	--	109	--	--	71	12	63	49	--	26
POLANSKY	5526	91	--	--	--	--	92	--	--	70	12	62	44	--	22
POLANSKY	5665W	91	--	101	96	--	92	--	126	74	12	62	46	--	24
SORGHUM PARTNERS	SP 31A15	90	--	--	--	--	91	--	--	66	12	59	42	--	22
SORGHUM PARTNERS	SP 34A19	86	--	--	--	--	87	--	--	67	12	60	43	--	28
SORGHUM PARTNERS	SP 68M57	92	--	--	--	--	93	--	--	69	13	62	44	--	25
WKARCH	KS 116A/ARCH 11028R	66	--	--	--	--	67	--	--	69	12	61	44	--	21
WKARCH	KS 133A/ARCH 11001R	97	--	--	--	--	98	--	--	70	12	62	45	--	21
WKARCH	KS 133A/ARCH 11028R	94	--	--	--	--	95	--	--	67	12	61	47	--	23
WKARCH	KS 136A/ARCH 11001R	104	--	--	--	--	105	--	--	75	13	62	50	--	18
WKARCH	KS 136A/ARCH 11028R	90	--	--	--	--	91	--	--	69	13	61	49	--	19
WKARCH	KS 136A/ARCH 11055R	117	--	--	--	--	119	--	--	77	14	60	51	--	18
WKARCH	TX /ARCH 11001	87	--	--	--	--	88	--	--	73	12	63	48	--	16
WKARCH	TX /ARCH 11028	75	--	--	--	--	76	--	--	70	13	62	46	--	18
WKARCH	TX /ARCH 11055	95	--	--	--	--	96	--	--	80	13	62	52	--	19
	Average	99	--	80	90	--	100	--	100	70	12	62	46	--	23
	CV (%)	9	--	9	--	--	9	--	9	2	6	1	7	--	--
	LSD (0.05)	13	--	10	--	--	13	--	12	2	1	1	0	--	6

*Yields in bold are not statistically different than the highest-yielding hybrid.

**Unless two varieties differ by more than the LSD, little confidence can be placed in one being superior to the other.

WESTERN KANSAS DRYLAND GRAIN SORGHUM TEST

Colby, Thomas County

K-State Northwest Research Center

Planted: 6/1/2016

Harvested: 10/18/2016

50-0-0 lb/a N, P, K

Keith silt loam

Previous crop: fallow

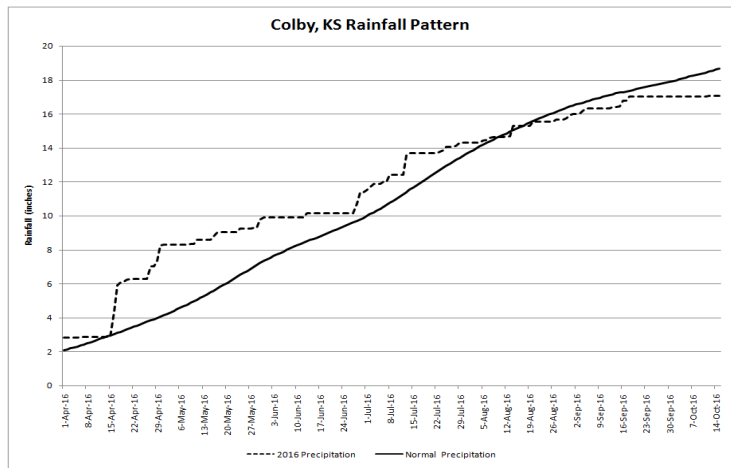


Table 13. Thomas County Dryland Grain Sorghum Performance Test, 2014-2016

BRAND	NAME	ACRE YIELD, BUSHEL					YIELD AS % OF TEST AVERAGE			Days to blm	Grain moist. %	Test wt. lb/bu	Plnt ht. in.	Ldg %	Pop. 1000 ppa
		2016	2015	2014	2-yr. AVG.	3-yr. AVG.	2016	2015	2014						
ALTA	AG1201	75	56	86	66	72	79	90	82	57	14	57	38	2	26
ALTA	AG1203	105	64	130	85	100	111	103	123	63	15	59	46	2	26
ALTA	AG1301	110	87	--	98	66	116	140	--	63	15	58	43	2	25
ALTA	AG2115	94	63	106	79	88	100	102	101	60	15	58	44	2	24
ALTA	XG2117	86	--	--	43	29	90	--	--	69	17	57	48	2	26
ALTA	XG2118	84	--	--	42	28	89	--	--	62	16	58	47	2	24
B-H GENETICS	BH 3400	59	44	95	51	66	62	72	90	50	14	58	41	2	24
B-H GENETICS	BH 3808	97	86	109	92	97	102	139	104	62	15	59	45	2	22
B-H GENETICS	XPS1503	70	--	--	35	23	74	--	--	59	14	60	41	2	19
CHROMATIN	CHR0039	68	--	--	34	23	71	--	--	53	13	57	34	3	19
CHROMATIN	CHR0073	106	--	--	53	35	112	--	--	64	16	59	47	2	23
CHROMATIN	CHR0163	92	--	--	46	31	97	--	--	59	15	57	42	3	6
DEKALB	DKS28-05	107	52	105	80	88	113	85	100	56	15	60	46	2	27
DEKALB	DKS37-07	89	58	--	74	49	94	94	--	62	15	60	45	2	24
DEKALB	DKS38-16	120	--	--	60	40	126	--	--	59	15	59	46	2	25
DEKALB	DKS51-01	86	--	--	43	29	91	--	--	62	15	58	46	2	24
DEKALB	EARLY	88	--	--	44	29	93	--	--	58	15	57	45	2	24
DEKALB	LATE	121	--	--	61	40	128	45	--	66	16	57	47	2	26
DEKALB	MED	106	--	--	53	35	112	112	--	61	15	58	47	2	25
DYNA-GRO	GX16612	80	--	--	40	27	84	--	--	54	14	58	39	2	24
DYNA-GRO	GX16957	91	--	--	46	30	96	--	--	55	15	58	43	2	25
DYNA-GRO	GX16988	98	--	--	49	33	103	--	--	62	14	56	47	2	26
DYNA-GRO	M58GR24	81	--	--	40	27	85	--	--	58	13	56	46	2	20
DYNA-GRO	M60GB31	108	--	--	54	36	114	--	--	62	15	59	44	2	22
GAYLAND WARD SEED	EXP 8016	99	--	--	50	33	105	--	--	60	15	59	48	2	21
GAYLAND WARD SEED	EXP 8017	92	--	--	46	31	96	--	--	64	16	58	48	2	20
GAYLAND WARD SEED	EXP 9050	97	--	--	49	32	103	--	--	66	17	58	47	2	24
GAYLAND WARD SEED	EXP 9058	92	--	--	46	31	97	--	--	63	15	57	48	2	25
GAYLAND WARD SEED	EXP 9066	76	--	--	38	25	80	--	--	62	16	58	54	1	24
GAYLAND WARD SEED	EXP 9099	98	--	--	49	33	103	--	--	61	16	58	47	2	20
GAYLAND WARD SEED	EXP 9100	100	--	--	50	33	105	--	--	66	16	60	49	1	23
GAYLAND WARD SEED	EXP 9123	88	--	--	44	29	93	--	--	63	15	59	46	2	20
GAYLAND WARD SEED	EXP 9125	103	--	--	52	34	109	--	--	63	15	58	48	2	19
GAYLAND WARD SEED	EXP 9126	100	--	--	50	33	105	--	--	61	15	57	50	2	24
GAYLAND WARD SEED	EXP 9127	90	--	--	45	30	95	--	--	61	14	58	51	2	26
GAYLAND WARD SEED	EXP 9132	104	--	--	52	35	110	--	--	65	16	57	46	2	21
GAYLAND WARD SEED	EXP 9135	87	--	--	43	29	91	--	--	63	15	58	43	2	22
GAYLAND WARD SEED	GW 9417	85	--	--	43	28	90	--	--	63	17	58	48	2	23
GOLDEN ACRES	X-2699	100	--	--	50	33	106	--	--	65	17	58	46	2	20
MATURITY CHECK	EARLY	106	81	--	94	62	112	131	--	68	15	56	45	2	25
MATURITY CHECK	LATE	100	28	--	64	43	105	--	--	60	16	59	49	2	22
MATURITY CHECK	MED	106	69	--	87	58	111	--	--	60	15	60	47	2	25
NUTECH	EX 626	126	--	--	63	42	132	--	--	63	16	59	45	2	27
NUTECH	EX 676	105	--	--	53	35	111	--	--	65	16	58	44	2	25
NUTECH	GS 623	93	50	--	72	48	98	81	--	55	15	59	46	2	24
NUTECH	GS 663	112	--	--	56	37	119	--	--	63	15	58	44	2	23
SORGHUM PARTNERS	SP 31A15	103	--	--	51	34	108	--	--	60	14	57	44	2	22
SORGHUM PARTNERS	SP 34A19	89	--	--	44	30	94	--	--	60	15	58	42	2	22
SORGHUM PARTNERS	SP 68M57	77	--	--	38	26	81	--	--	60	16	58	44	2	21
	Average	95	62	105	78	87	100	100	100	61	15	58	45	2	23
	CV (%)	11	11	11	--	--	11	11	11	5	6	3	5	16	11
	LSD (0.05)	15	9	16	--	--	15	15	15	4	1	3	3	0	4

*Yields in bold are not statistically different than the highest-yielding hybrid.

**Unless two varieties differ by more than the LSD, little confidence can be placed in one being superior to the other.

WESTERN KANSAS DRYLAND GRAIN SORGHUM TEST

Tribune, Greeley County
 K-State Northwest Research Center
 Planted: 5/26/2016
 Harvested: 10/19/2016
 90-40-0 lb/a N, P, K
 Ulysess silt loam
 Previous crop: fallow

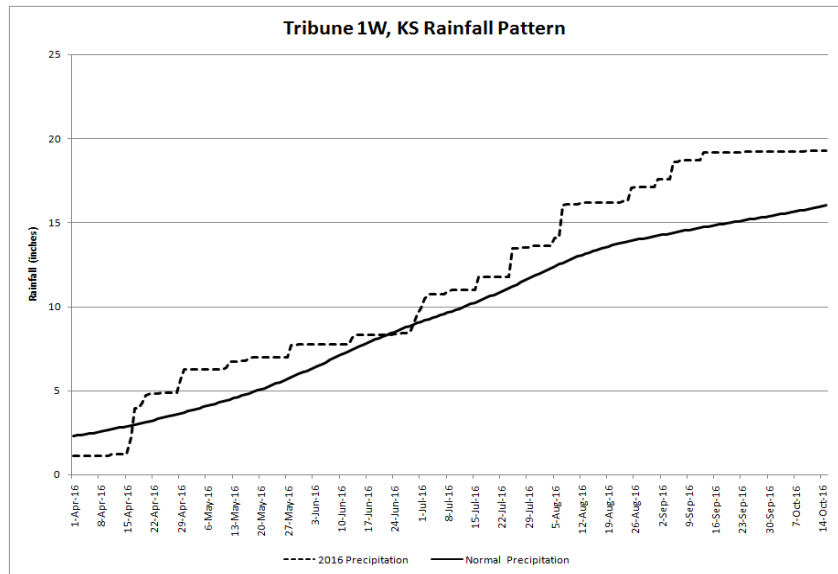


Table 14. Greeley County Dryland Grain Sorghum Performance Test, 2014-2016

BRAND	NAME	ACRE YIELD, BUSHEL					YIELD AS % OF TEST AVERAGE			Days to blm	Grain moist. %	Test wt. lb/bu	Plnt ht. in.	Ldg %	Pop. 1000 ppa
		2016	2015	2014	2-yr.	3-yr.	2016	2015	2014						
					AVG.	AVG.									
ALTA	AG1201	116	120	--	118	--	86	86	--	62	11	56	42	--	--
ALTA	AG1203	156	152	--	154	--	116	109	--	66	12	59	52	--	--
ALTA	AG1301	136	136	--	136	--	101	98	--	65	12	58	47	--	--
ALTA	AG2115	133	135	--	134	--	99	97	--	66	11	57	50	--	--
ALTA	XG2117	131	--	--	--	--	97	--	--	68	11	58	55	--	--
ALTA	XG2118	136	--	--	--	--	101	--	--	67	13	60	55	--	--
B-H GENETICS	BH 3808	133	--	--	--	--	98	--	--	65	11	59	51	--	--
B-H GENETICS	BH 4100	167	--	--	--	--	124	--	--	67	11	59	51	--	--
B-H GENETICS	BH 4200C	118	137	--	127	--	88	98	--	63	11	57	49	--	--
B-H GENETICS	XPS 1601W	142	--	--	--	--	105	--	--	66	12	58	46	--	--
B-H GENETICS	XPS 1615W	152	--	--	--	--	113	--	--	64	12	59	51	--	--
CHROMATIN	CHR0073	142	--	--	--	--	106	--	--	68	12	59	54	--	--
DEKALB	DKS28-05	120	144	129	132	131	89	103	123	60	11	57	49	--	--
DEKALB	DKS37-07	133	152	113	143	133	99	109	107	63	11	60	51	--	--
DEKALB	DKS38-16	141	--	--	--	--	105	--	--	62	12	61	55	--	--
DEKALB	DKS51-01	134	--	--	--	--	99	--	--	67	12	59	57	--	--
DEKALB	EARLY	121	--	--	--	--	90	--	--	59	11	57	48	--	--
DEKALB	LATE	157	--	--	--	--	116	--	--	69	12	59	54	--	--
DEKALB	MED	143	--	--	--	--	106	--	--	64	12	59	54	--	--
DYNA-GRO	GX16957	105	--	--	--	--	78	--	--	56	11	58	42	--	--
DYNA-GRO	GX16988	143	--	--	--	--	106	--	--	63	11	58	51	--	--
DYNA-GRO	M58GR24	117	--	--	--	--	87	--	--	59	11	58	53	--	--
DYNA-GRO	M60GB31	155	--	--	--	--	115	--	--	67	12	60	52	--	--
GOLDEN ACRES	X-2699	133	--	--	--	--	99	--	--	69	12	58	50	--	--
HEARTLAND GENETICS	HG 44-R	143	--	--	--	--	107	--	--	65	12	56	46	--	--
MATURITY CHECK	EARLY	129	155	--	142	--	96	--	--	60	12	58	51	--	--
MATURITY CHECK	LATE	160	118	--	139	--	119	--	--	70	12	60	54	--	--
MATURITY CHECK	MED	161	170	--	166	--	120	--	--	64	12	60	54	--	--
NUTECH	EX 626	155	--	--	--	--	115	--	--	66	12	59	51	--	--
NUTECH	EX 676	141	--	--	--	--	105	--	--	69	12	59	49	--	--
NUTECH	GS 623	111	146	--	128	--	82	105	--	58	11	59	50	--	--
NUTECH	GS 663	140	--	--	--	--	104	--	--	63	12	59	50	--	--
PHILLIPS	595	118	--	--	--	--	87	--	--	63	11	56	42	--	--
PHILLIPS	672	126	--	--	--	--	93	--	--	66	11	58	51	--	--
SORGHUM PARTNERS	SP 31A15	119	--	--	--	--	88	--	--	62	11	58	49	--	--
SORGHUM PARTNERS	SP 34A19	130	--	--	--	--	96	--	--	63	11	57	50	--	--
SORGHUM PARTNERS	SP 68M57	133	--	--	--	--	99	--	--	64	12	59	50	--	--
	Average	135	139	105	137	126	100	100	100	64	12	58	50	--	--
	CV (%)	6	9	6	--	--	6	9	6	1	4	1	3	--	--
	LSD (0.05)	11	17	9	--	--	8	13	9	1	1	1	2	--	--

*Yields in bold are not statistically different than the highest-yielding hybrid.

**Unless two varieties differ by more than the LSD, little confidence can be placed in one being superior to the other.

WESTERN KANSAS DRYLAND GRAIN SORGHUM TEST

Garden City, Finney County
 K-State Southwest Research Center
 Planted: 6/3/2016
 Harvested: 10/18/2016
 100-0-0 lb/a N, P, K
 Keith silt loam
 Previous crop: wheat

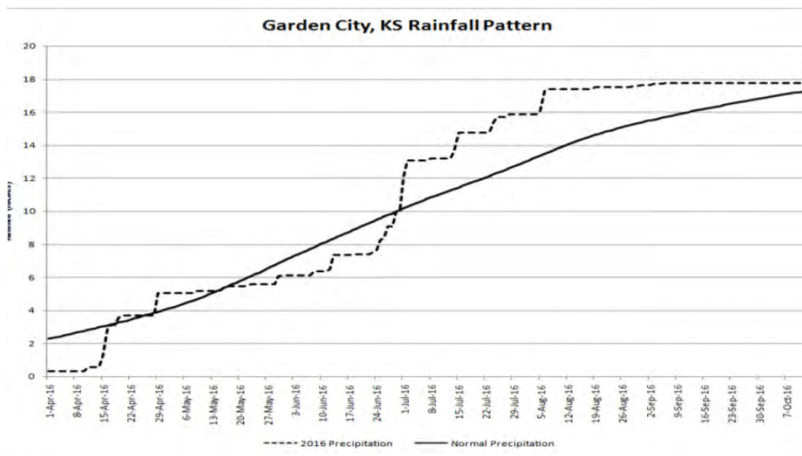


Table 15. Finney County Dryland Grain Sorghum Performance Test, 2014-2016

BRAND	NAME	ACRE YIELD, BUSHEL					YIELD AS % OF TEST AVERAGE			Days to blm	Grain moist. %	Test wt. lb/bu	Plnt ht. in.	Ldg %	Pop. 1000 ppa
		2016	2015	2014	2-yr. AVG.	3-yr. AVG.	2016	2015	2014						
		ALTA	AG1201	106	75	--	90	--	110						
ALTA	AG1203	114	116	--	115	--	119	93	--	--	13	58	--	--	--
ALTA	AG1301	106	122	--	114	--	110	98	--	--	16	54	--	--	--
ALTA	AG2115	114	109	--	111	--	118	88	--	--	12	57	--	--	--
ALTA	XG2117	75	--	--	--	--	78	--	--	--	14	57	--	--	--
ALTA	XG2118	115	--	--	--	--	119	--	--	--	12	58	--	--	--
B-H GENETICS	BH 3808	78	--	--	--	--	81	--	--	--	13	59	--	--	--
B-H GENETICS	BH 5224	74	--	--	--	--	77	--	--	--	12	59	--	--	--
B-H GENETICS	XPS1503	74	--	--	--	--	77	--	--	--	12	58	--	--	--
CHROMATIN	CHR0039	74	--	--	--	--	77	--	--	--	11	58	--	--	--
CHROMATIN	CHR0073	72	--	--	--	--	75	--	--	--	13	58	--	--	--
CHROMATIN	CHR0163	105	--	--	--	--	109	--	--	--	12	57	--	--	--
DEKALB	DKS28-05	109	127	--	118	--	113	102	--	--	12	58	--	--	--
DEKALB	DKS37-07	101	112	--	107	--	105	90	--	--	17	56	--	--	--
DEKALB	DKS38-16	112	--	--	--	--	116	--	--	--	12	58	--	--	--
DEKALB	DKS51-01	101	--	--	--	--	105	--	--	--	12	58	--	--	--
DEKALB	EARLY	92	--	--	--	--	95	--	--	--	13	56	--	--	--
DEKALB	LATE	62	--	--	--	--	65	--	--	--	13	55	--	--	--
DEKALB	MED	98	--	--	--	--	102	--	--	--	12	58	--	--	--
DYNA-GRO	GX16667	92	--	--	--	--	96	--	--	--	11	56	--	--	--
DYNA-GRO	GX16675	108	--	--	--	--	112	--	--	--	13	57	--	--	--
DYNA-GRO	GX16957	114	--	--	--	--	118	--	--	--	11	57	--	--	--
DYNA-GRO	GX16968	93	--	--	--	--	97	--	--	--	11	58	--	--	--
DYNA-GRO	GX16988	98	--	--	--	--	101	--	--	--	12	57	--	--	--
DYNA-GRO	M60GB31	89	--	--	--	--	92	--	--	--	14	57	--	--	--
GAYLAND WARD SEED	EXP 8016	101	--	--	--	--	105	--	--	--	12	57	--	--	--
GAYLAND WARD SEED	EXP 8017	94	--	--	--	--	98	--	--	--	11	58	--	--	--
GAYLAND WARD SEED	EXP 9050	130	--	--	--	--	135	--	--	--	13	59	--	--	--
GAYLAND WARD SEED	EXP 9058	118	--	--	--	--	123	--	--	--	14	57	--	--	--
GAYLAND WARD SEED	EXP 9066	64	--	--	--	--	67	--	--	--	13	57	--	--	--
GAYLAND WARD SEED	EXP 9099	104	--	--	--	--	108	--	--	--	12	57	--	--	--
GAYLAND WARD SEED	EXP 9100	100	--	--	--	--	104	--	--	--	13	58	--	--	--
GAYLAND WARD SEED	EXP 9123	111	--	--	--	--	116	--	--	--	11	57	--	--	--
GAYLAND WARD SEED	EXP 9125	101	--	--	--	--	105	--	--	--	12	57	--	--	--
GAYLAND WARD SEED	EXP 9126	108	--	--	--	--	113	--	--	--	15	56	--	--	--
GAYLAND WARD SEED	EXP 9127	97	--	--	--	--	101	--	--	--	13	56	--	--	--
GAYLAND WARD SEED	EXP 9132	93	--	--	--	--	97	--	--	--	14	57	--	--	--
GAYLAND WARD SEED	EXP 9135	107	--	--	--	--	111	--	--	--	12	57	--	--	--
GAYLAND WARD SEED	GW 9417	116	--	--	--	--	120	--	--	--	14	56	--	--	--
GOLDEN ACRES	X-2699	98	--	--	--	--	101	--	--	--	13	58	--	--	--
HEARTLAND GENETICS	HG 23-R	72	--	--	--	--	74	--	--	--	12	58	--	--	--
HEARTLAND GENETICS	HG 44-R	84	--	--	--	--	88	--	--	--	12	58	--	--	--
HEARTLAND GENETICS	HG 48-B	100	--	--	--	--	104	--	--	--	12	59	--	--	--
MATURITY CHECK	EARLY	102	181	--	142	--	106	145	--	--	14	56	--	--	--
MATURITY CHECK	LATE	90	112	--	101	--	94	90	--	--	17	57	--	--	--
MATURITY CHECK	MED	74	160	--	117	--	76	129	--	--	11	56	--	--	--
NUTECH	EX 626	108	--	--	--	--	112	--	--	--	11	57	--	--	--
NUTECH	EX 676	78	--	--	--	--	81	--	--	--	18	56	--	--	--
NUTECH	GS 623	104	168	--	136	--	108	136	--	--	14	57	--	--	--
NUTECH	GS 663	117	--	--	--	--	122	--	--	--	13	58	--	--	--
NUTECH	GS 693	80	123	--	102	--	83	99	--	--	16	57	--	--	--
NUTECH	GS 725	97	--	--	--	--	101	--	--	--	11	57	--	--	--

Table 15 continued. Finney County Dryland Grain Sorghum Performance Test, 2014-2016

BRAND	NAME	ACRE YIELD, BUSHELS					YIELD AS %			Days to blm	Grain moist. %	Test wt. lb/bu	Plnt ht. in.	Ldg %	Pop. 1000 ppa
		2016	2015	2014	2-yr.	3-yr.	OF TEST								
					AVG.	AVG.	AVERAGE								
		2016	2015	2014	2016	2015	2014								
SORGHUM PARTNERS	SP 31A15	96	--	--	--	--	99	--	--	--	12	59	--	--	--
SORGHUM PARTNERS	SP 34A19	95	--	--	--	--	99	--	--	--	13	58	--	--	--
SORGHUM PARTNERS	SP 68M57	78	--	--	--	--	81	--	--	--	12	57	--	--	--
	Average	96	124	--	110	--	100	100	--	--	13	57	--	--	--
	CV (%)	8	7	--	--	--	8	7	--	--	26	5	--	--	--
	LSD (0.05)	11	12	--	--	--	12	10	--	--	5	4	--	--	--

*Yields in bold are not statistically different than the highest-yielding hybrid.

**Unless two varieties differ by more than the LSD, little confidence can be placed in one being superior to the other.

Table 16. WESTERN Kansas Grain Sorghum Hybrid Yield Summary (% of test avg.), 2016

BRAND/NAME	ELD	THD	GRD	FND	AVG.	BRAND/NAME	ELD	THD	GRD	FND	AVG.
ALTA						GAYLAND WARD SEED					
AG1201	90	79	86	110	91	EXP 8016	--	105	--	105	--
AG1203	127	111	116	119	118	EXP 8017	--	96	--	98	--
AG1301	102	116	101	110	107	EXP 9050	--	103	--	135	--
AG2115	108	100	99	118	106	EXP 9058	--	97	--	123	--
XG2117	76	90	97	78	85	EXP 9066	--	80	--	67	--
XG2118	93	89	101	119	100	EXP 9099	--	103	--	108	--
B-H GENETICS						EXP 9100					
BH 3400	--	62	--	--	--	EXP 9123	--	93	--	116	--
BH 3808	--	102	98	81	--	EXP 9125	--	109	--	105	--
BH 4100	--	--	124	--	--	EXP 9126	--	105	--	113	--
BH 4200C	--	--	88	--	--	EXP 9127	--	95	--	101	--
BH 5224	--	--	--	77	--	EXP 9132	--	110	--	97	--
XPS 1601W	--	--	105	--	--	EXP 9135	--	91	--	111	--
XPS 1615W	--	--	113	--	--	GW 9417	--	90	--	120	--
XPS1503	--	74	--	77	--	GOLDEN ACRES					
CHROMATIN						X-2699	104	106	99	101	102
CHR0039	63	71	65	77	69	HEARTLAND GENETICS					
CHR0073	103	112	106	75	99	HG 23-R	83	--	107	74	--
CHR0163	--	97	--	109	--	HG 44-R	--	--	--	88	--
DEKALB						HG45-C	97	--	--	--	--
DKS28-05	80	113	89	113	99	HG48-B	99	--	--	104	--
DKS37-07	106	94	99	105	101	HG52-B	119	--	--	--	--
DKS38-16	117	126	105	116	116	NUTECH					
DKS51-01	116	91	99	105	103	EX 626	--	132	115	112	--
EARLY	97	93	90	95	94	EX 676	--	111	105	81	--
LATE	126	128	116	65	109	GS 623	--	98	82	108	--
MED	111	112	106	102	108	GS 663	--	119	104	122	--
DYNA-GRO						GS 693	--	--	--	83	--
GX16612	--	84	--	--	--	GS 725	--	--	--	101	--
GX16667	120	--	--	96	--	PHILLIPS					
GX16675	--	--	--	112	--	595	91	--	87	--	--
GX16957	86	96	78	118	95	672	109	--	93	--	--
GX16968	--	--	--	97	--	POLANSKY					
GX16988	100	103	106	101	103	5526	92	--	--	--	--
M58GR24	102	85	87	--	--	5665W	92	--	--	--	--
M60GB31	112	114	115	92	108						

ELD = Ellis Co., Hays

THD = Thomas Co., Colby

GRD = Greeley Co., Tribune

FND = Finney Co., Garden City

Table 16 continued. WESTERN Kansas Grain Sorghum Hybrid Yield Summary (% of test avg.), 2016

BRAND/NAME	ELD	THD	GRD	FND	AVG.
SORGHUM PARTNERS					
SP 31A15	91	108	88	99	97
SP 34A19	87	94	96	99	94
SP 68M57	93	81	99	81	89
WKARCH					
KS 116A/ARCH 1102	67	--	--	--	--
KS 133A/ARCH 1000	98	--	--	--	--
KS 133A/ARCH 1102	95	--	--	--	--
KS 136A/ARCH 1000	105	--	--	--	--
KS 136A/ARCH 1102	91	--	--	--	--
KS 136A/ARCH 1105	119	--	--	--	--
TX /ARCH 11001	88	--	--	--	--
TX /ARCH 11028	76	--	--	--	--
TX /ARCH 11055	96	--	--	--	--
MATURITY CHECK					
EARLY	126	112	96	106	110
LATE	123	105	119	94	110
MED	121	111	120	76	107
AVERAGES (bu/a)	99	95	135	96	106
CV (%)	9	11	6	8	--
LSD (0.05)	13	15	8	12	--

ELD = Ellis Co., Hays

THD = Thomas Co., Colby

GRD = Greeley Co., Tribune

FND = Finney Co., Garden City

SOUTH CENTRAL KANSAS IRRIGATED GRAIN SORGHUM TEST

Hutchinson, Reno County
 Southwest Seed Research Farm
 Planted: 6/17/2016
 Harvested: 11/4/2016
 150-0-0 lb/a N, P, K
 Punkin silt loam
 Previous crop: corn/triticale cover crop

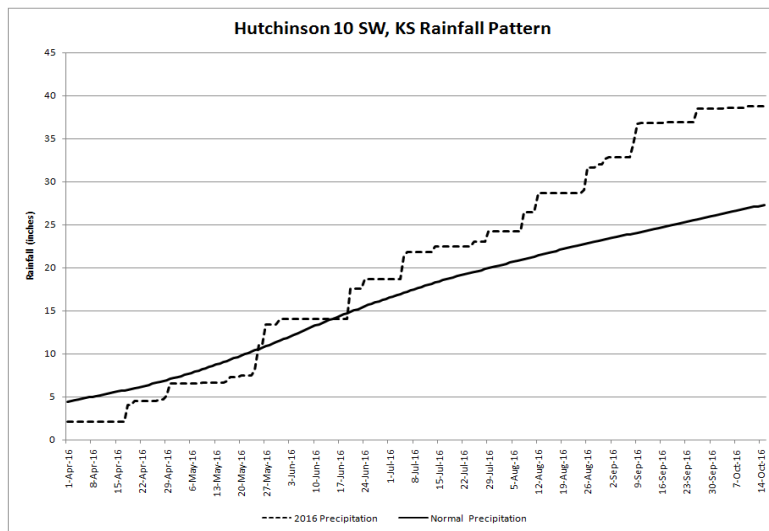


Table 17. Reno County Irrigated Grain Sorghum Performance Test, 2014-2016

BRAND	NAME	ACRE YIELD, BUSHELS					YIELD AS %			Days to blm	Grain moist. %	Test wt. lb/bu	Plnt ht. in.	Ldg %	Pop. 1000 ppa
		2016	2015	2014	OF TEST AVERAGE		2016	2015	2014						
					2-yr. AVG.	3-yr. AVG.									
ALTA	AG1203	102	--	162	--	132	98	--	108	--	14	58	--	--	--
ALTA	AG1301	93	--	--	--	--	90	--	--	--	13	58	--	--	--
ALTA	AG2103	134	--	111	--	123	129	--	75	--	15	59	--	--	--
ALTA	AG3101	74	--	--	--	--	71	--	--	--	16	56	--	--	--
ALTA	AG3201	107	--	--	--	--	102	--	--	--	14	59	--	--	--
ALTA	XG2117	94	--	--	--	--	90	--	--	--	16	58	--	--	--
ALTA	XG2118	115	--	--	--	--	111	--	--	--	14	58	--	--	--
BLUE RIVER HYBRIDS	70C5	109	--	--	--	--	104	--	--	--	13	58	--	--	--
BLUE RIVER HYBRIDS	76WT4	101	--	--	--	--	97	--	--	--	15	60	--	--	--
CHROMATIN	CHR0029	94	--	--	--	--	90	--	--	--	14	58	--	--	--
CHROMATIN	CHR2042	109	--	--	--	--	105	--	--	--	14	59	--	--	--
DEKALB	DKS38-16	90	--	--	--	--	86	--	--	--	15	58	--	--	--
DEKALB	DKS45-23	114	--	--	--	--	110	--	--	--	16	59	--	--	--
DEKALB	DKS48-07	83	--	--	--	--	79	--	--	--	14	59	--	--	--
DEKALB	DKS51-01	81	--	186	--	133	77	--	125	--	15	59	--	--	--
DEKALB	DKS53-53	127	--	196	--	162	122	--	131	--	14	59	--	--	--
DEKALB	EARLY	82	--	--	--	--	79	--	--	--	16	59	--	--	--
DEKALB	LATE	119	--	--	--	--	114	--	--	--	15	59	--	--	--
DEKALB	MED	125	--	--	--	--	120	--	--	--	15	61	--	--	--
DYNA-GRO	772B	111	--	135	--	123	107	--	91	--	15	60	--	--	--
DYNA-GRO	GX15371	84	--	--	--	--	81	--	--	--	16	58	--	--	--
DYNA-GRO	GX15373	139	--	--	--	--	134	--	--	--	15	59	--	--	--
DYNA-GRO	GX15484	120	--	--	--	--	115	--	--	--	13	58	--	--	--
DYNA-GRO	GX15561	100	--	--	--	--	96	--	--	--	16	59	--	--	--
DYNA-GRO	GX15672	112	--	--	--	--	107	--	--	--	14	59	--	--	--
DYNA-GRO	GX16173	129	--	--	--	--	124	--	--	--	17	58	--	--	--
DYNA-GRO	GX16612	120	--	--	--	--	116	--	--	--	15	61	--	--	--
DYNA-GRO	GX16667	77	--	--	--	--	74	--	--	--	13	58	--	--	--
DYNA-GRO	GX16675	105	--	--	--	--	101	--	--	--	17	59	--	--	--
DYNA-GRO	GX16957	128	--	--	--	--	123	--	--	--	15	60	--	--	--
DYNA-GRO	GX16968	121	--	--	--	--	116	--	--	--	15	59	--	--	--
DYNA-GRO	GX16970	115	--	--	--	--	110	--	--	--	14	55	--	--	--
DYNA-GRO	GX16988	87	--	--	--	--	84	--	--	--	13	57	--	--	--
DYNA-GRO	M58GR24	87	--	--	--	--	84	--	--	--	14	57	--	--	--
DYNA-GRO	M60GB31	105	--	--	--	--	101	--	--	--	15	58	--	--	--
GOLDEN ACRES	C3970R	113	--	--	--	--	108	--	--	--	15	59	--	--	--
GOLDEN ACRES	G3545	109	--	--	--	--	105	--	--	--	15	59	--	--	--
GOLDEN ACRES	G3960B	102	--	--	--	--	97	--	--	--	15	57	--	--	--
GOLDEN ACRES	G4980B	85	--	--	--	--	82	--	--	--	15	59	--	--	--
HEARTLAND GENETICS	HG52-B	108	--	178	--	143	103	--	119	--	15	59	--	--	--
MATURITY CHECK	EARLY	102	--	110	--	106	98	--	74	--	17	58	--	--	--
MATURITY CHECK	LATE	97	--	148	--	122	93	--	99	--	14	57	--	--	--
MATURITY CHECK	MED	88	--	139	--	114	85	--	93	--	14	58	--	--	--
PHILLIPS	672	101	--	--	--	--	97	--	--	--	15	57	--	--	--
PHILLIPS	775	93	--	--	--	--	89	--	--	--	15	58	--	--	--
SORGHUM PARTNERS	SP 73B12	107	--	--	--	--	103	--	--	--	16	59	--	--	--
SORGHUM PARTNERS	SP 78M30	100	--	--	--	--	96	--	--	--	15	59	--	--	--
	Average	104	--	149	--	127	100	--	100	--	15	58	--	--	--
	CV (%)	10	--	11	--	--	10	--	11	--	13	3	--	--	--
	LSD (0.05)	14	--	24	--	--	14	--	16	--	3	3	--	--	--

*Yields in bold are not statistically different than the highest-yielding hybrid.

**Unless two varieties differ by more than the LSD, little confidence can be placed in one being superior to the other.

WESTERN KANSAS IRRIGATED GRAIN SORGHUM TESTS

Colby, Thomas County

K-State Northwest Research Center

Planted: 5/31/2016

Harvested: 10/20/2016

170-40-0 lb/a N, P, K

Keith silt loam

Previous crop: fallow

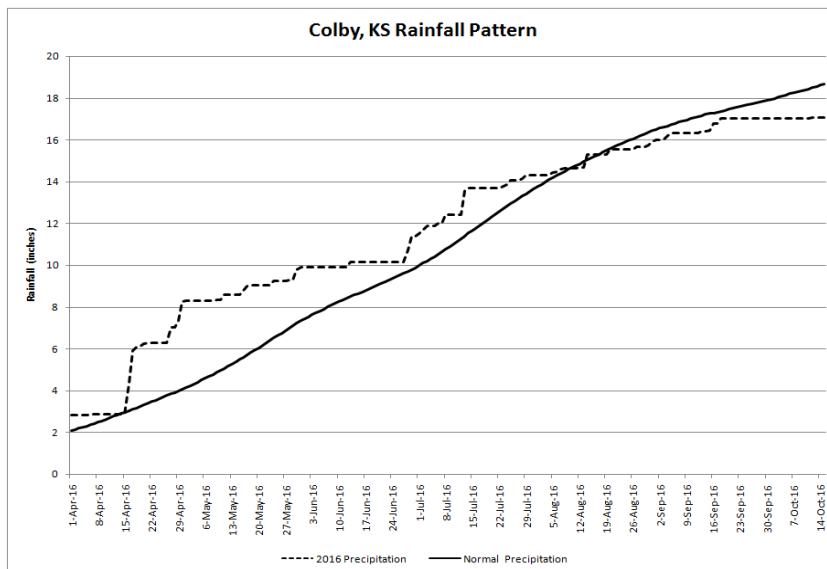


Table 18. Thomas County Irrigated Grain Sorghum Performance Test, 2014-2016

BRAND	NAME	ACRE YIELD, BUSHELS					YIELD AS % OF TEST AVERAGE			Days to blm	Grain moist. %	Test wt. lb/bu	Plnt ht. in.	Ldg %	Pop. 1000 ppa
		2016	2015	2014	2-yr.	3-yr.	2016	2015	2014						
					AVG.	AVG.									
ALTA	AG1203	157	168	--	162	--	104	104	--	--	12	59	49	1	83
ALTA	AG1301	151	--	--	--	--	100	--	--	--	12	58	49	1	79
ALTA	AG2103	151	158	--	154	--	100	98	--	--	12	58	51	1	75
ALTA	AG3101	178	196	--	187	--	118	122	--	--	12	59	59	1	85
ALTA	AG3201	163	185	--	174	--	108	115	--	--	13	58	54	1	74
ALTA	XG2117	147	--	--	--	--	98	--	--	--	12	61	56	1	83
ALTA	XG2118	147	--	--	--	--	98	--	--	--	13	61	55	1	82
B-H GENETICS	BH 3808	148	141	169	145	153	99	88	92	--	11	58	47	1	73
B-H GENETICS	BH 4100	156	180	189	168	175	104	112	103	--	12	59	50	1	81
B-H GENETICS	BH 5224	168	161	206	164	178	111	100	112	--	12	57	52	1	68
BLUE RIVER HYBRIDS	57B6	134	--	--	--	--	89	--	--	--	12	56	49	1	83
BLUE RIVER HYBRIDS	59CT4	123	--	--	--	--	82	--	--	--	12	58	45	1	72
CHROMATIN	CHR0073	155	--	--	--	--	103	--	--	--	12	60	53	1	83
CHROMATIN	CHR0163	143	--	--	--	--	95	--	--	--	12	57	44	2	15
DEKALB	DKS38-16	159	--	--	--	--	106	--	--	--	12	60	52	1	78
DEKALB	DKS45-23	176	--	--	--	--	117	--	--	--	12	59	55	1	74
DEKALB	DKS48-07	169	--	--	--	--	112	--	--	--	12	60	52	1	79
DEKALB	DKS51-01	162	159	190	160	170	107	99	104	--	13	61	58	1	79
DEKALB	DKS53-53	170	199	226	185	198	113	124	123	--	12	57	53	1	77
DEKALB	EARLY	117	--	--	--	--	78	--	--	--	12	56	48	1	83
DEKALB	LATE	184	--	--	--	--	123	--	--	--	12	58	55	1	83
DEKALB	MED	161	--	--	--	--	107	--	--	--	11	57	57	1	82
DYNA-GRO	GX16612	116	--	--	--	--	77	--	--	--	11	56	44	1	79
DYNA-GRO	GX16667	179	--	--	--	--	119	--	--	--	12	59	58	1	75
DYNA-GRO	GX16957	125	--	--	--	--	83	--	--	--	11	55	44	1	77
DYNA-GRO	GX16988	142	--	--	--	--	94	--	--	--	11	56	50	1	84
DYNA-GRO	M58GR24	127	--	--	--	--	84	--	--	--	12	57	51	1	76
DYNA-GRO	M60GB31	155	--	--	--	--	103	--	--	--	12	58	49	1	79
GOLDEN ACRES	C3970R	158	--	--	--	--	105	--	--	--	12	58	53	1	79
GOLDEN ACRES	G3545	162	178	181	170	174	107	111	99	--	11	57	55	1	73
GOLDEN ACRES	G3960B	153	--	--	--	--	102	--	--	--	13	59	49	1	84
GOLDEN ACRES	G4980B	142	127	--	135	--	95	79	--	--	12	58	56	1	74
HEARTLAND GENETICS	HG52-B	163	171	170	167	168	109	106	93	--	11	56	54	1	79
MATURITY CHECK	EARLY	172	181	--	177	--	114	112	--	--	13	60	52	1	75
MATURITY CHECK	LATE	147	152	--	149	--	98	94	--	--	12	59	50	1	74
MATURITY CHECK	MED	158	179	--	168	--	105	112	--	--	12	61	52	1	81
NUTECH	EX 626	160	--	--	--	--	106	--	--	--	12	59	50	1	83
NUTECH	EX 676	157	--	--	--	--	104	--	--	--	13	60	50	1	78
NUTECH	GS 623	126	143	--	134	--	84	89	--	--	10	55	49	1	84
NUTECH	GS 663	152	--	--	--	--	101	--	--	--	12	59	51	1	77
SORGHUM PARTNERS	SP 31A15	122	--	--	--	--	81	--	--	--	12	57	48	1	81
SORGHUM PARTNERS	SP 34A19	145	--	--	--	--	96	--	--	--	11	56	54	1	78
SORGHUM PARTNERS	SP 68M57	144	--	--	--	--	96	--	--	--	13	59	51	1	78
WKARCH	KS 136A/ARCH 11001R	164	--	--	--	--	109	--	--	--	13	59	57	1	54
	Average	150	161	184	156	165	100	100	100	--	12	58	51	1	77
	CV (%)	7	7	9	--	--	7	7	9	--	7	3	5	22	6
	LSD (0.05)	16	15	24	--	--	10	9	13	--	1	2	4	0	6

*Yields in bold are not statistically different than the highest-yielding hybrid.

**Unless two varieties differ by more than the LSD, little confidence can be placed in one being superior to the other.

WESTERN KANSAS IRRIGATED GRAIN SORGHUM TEST

Tribune, Greeley County

K-State Northwest Research Center

Planted: 5/27/2016

Harvested: 10/18/2016

170-40-0 lb/a N, P, K

Ulysess silt loam

Previous crop: fallow

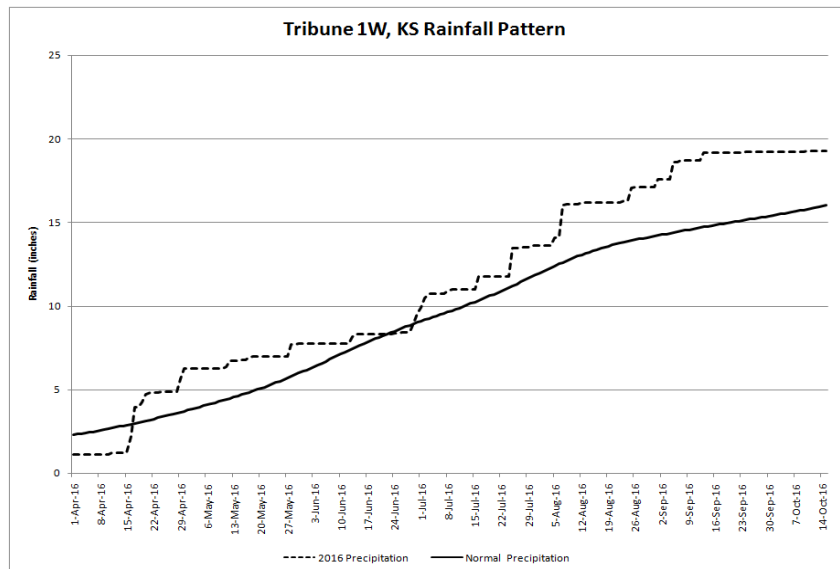


Table 19. Greeley County Irrigated Grain Sorghum Performance Test, 2014-2016

BRAND	NAME	ACRE YIELD, BUSHELS					YIELD AS % OF TEST AVERAGE			Days to blm	Grain moist. %	Test wt. lb/bu	Plnt ht. in.	Ldg %	Pop. 1000 ppa
		2016	2015	2014	2-yr. AVG.	3-yr. AVG.	2016	2015	2014						
ALTA	AG1203	167	199	--	183	--	110	101	--	62	12	61	46	--	--
ALTA	AG1301	147	--	--	--	--	97	--	--	64	12	60	45	--	--
ALTA	AG2103	144	198	--	171	--	95	100	--	62	12	60	45	--	--
ALTA	AG3101	175	197	--	186	--	116	99	--	68	13	61	54	--	--
ALTA	AG3201	158	196	--	177	--	104	99	--	66	12	60	48	--	--
ALTA	XG2117	136	--	--	--	--	90	--	--	66	12	60	49	--	--
ALTA	XG2118	152	--	--	--	--	100	--	--	63	13	61	52	--	--
B-H GENETICS	BH 3808	139	--	--	--	--	92	--	--	63	12	59	44	--	--
B-H GENETICS	BH 4100	166	196	--	181	--	109	99	--	63	12	61	48	--	--
B-H GENETICS	XPS 1601W	146	--	--	--	--	96	--	--	65	13	60	44	--	--
B-H GENETICS	XPS 1615W	156	--	--	--	--	103	--	--	61	12	61	45	--	--
BLUE RIVER HYBRIDS	57B6	126	--	--	--	--	83	--	--	60	12	59	44	--	--
BLUE RIVER HYBRIDS	59CT4	104	--	--	--	--	68	--	--	58	12	59	41	--	--
CHROMATIN	CHR0073	162	--	--	--	--	106	--	--	67	12	60	49	--	--
DEKALB	DKS38-16	160	--	--	--	--	105	--	--	60	13	62	49	--	--
DEKALB	DKS45-23	174	--	--	--	--	114	--	--	65	12	60	51	--	--
DEKALB	DKS48-07	165	--	--	--	--	109	--	--	65	13	61	47	--	--
DEKALB	DKS51-01	171	198	167	185	179	113	100	103	65	13	61	55	--	--
DEKALB	DKS53-53	190	203	209	196	201	125	103	128	68	12	60	51	--	--
DEKALB	EARLY	123	--	--	--	--	81	--	--	54	12	58	42	--	--
DEKALB	LATE	190	--	--	--	--	125	--	--	67	12	60	52	--	--
DEKALB	MED	155	--	--	--	--	102	--	--	62	12	61	51	--	--
DYNA-GRO	GX16667	164	--	--	--	--	108	--	--	67	12	59	57	--	--
DYNA-GRO	GX16957	112	--	--	--	--	74	--	--	56	12	59	36	--	--
DYNA-GRO	GX16968	156	--	--	--	--	103	--	--	67	12	59	47	--	--
DYNA-GRO	GX16988	142	--	--	--	--	94	--	--	60	12	59	48	--	--
DYNA-GRO	M60GB31	160	--	--	--	--	105	--	--	61	12	61	45	--	--
GOLDEN ACRES	C3970R	154	--	--	--	--	102	--	--	66	12	59	47	--	--
GOLDEN ACRES	G3545	153	212	--	182	--	101	107	--	66	12	60	48	--	--
GOLDEN ACRES	G3960B	173	--	--	--	--	114	--	--	62	12	60	46	--	--
GOLDEN ACRES	G4980B	132	197	--	164	--	87	100	--	62	13	60	53	--	--
HEARTLAND GENETICS	HG52-B	160	--	--	--	--	105	--	--	68	13	59	53	--	--
MATURITY CHECK	EARLY	151	211	--	181	--	99	106	--	57	12	60	48	--	--
MATURITY CHECK	LATE	183	199	--	191	--	120	100	--	67	13	61	48	--	--
MATURITY CHECK	MED	166	214	--	190	--	109	108	--	61	12	61	49	--	--
NUTECH	EX 626	164	--	--	--	--	108	--	--	64	12	61	48	--	--
NUTECH	EX 676	153	--	--	--	--	101	--	--	64	13	61	46	--	--
NUTECH	GS 623	133	198	--	165	--	87	100	--	55	12	60	44	--	--
NUTECH	GS 663	156	--	--	--	--	103	--	--	59	12	60	45	--	--
SORGHUM PARTNERS	SP 31A15	129	--	--	--	--	85	--	--	59	12	57	43	--	--
SORGHUM PARTNERS	SP 34A19	141	--	--	--	--	93	--	--	61	12	58	45	--	--
SORGHUM PARTNERS	SP 68M57	146	--	--	--	--	96	--	--	61	13	60	47	--	--
	Average	152	198	163	175	171	100	100	100	62	12	60	47	--	--
	CV (%)	5	8	9	--	--	5	8	9	2	4	1	5	--	--
	LSD (0.05)	11	23	20	--	--	8	12	12	2	1	1	3	--	--

*Yields in bold are not statistically different than the highest-yielding hybrid.

**Unless two varieties differ by more than the LSD, little confidence can be placed in one being superior to the other.

Table 20. Kansas IRRIGATED Grain Sorghum Hybrid Yield Summary (% of test avg.), 2016

BRAND/NAME	RNI	THI	GRI	FNI	AVG.	RNI	THI	GRI	FNI	AVG.
ALTA						DEKALB				
AG1203	98	104	110	--	104	DKS38-16	86	106	105	-- 99
AG1301	90	100	97	--	96	DKS45-23	110	117	114	-- 114
AG2103	129	100	95	--	108	DKS48-07	79	112	109	-- 100
AG3101	71	118	116	--	102	DKS51-01	77	107	113	-- 99
AG3201	102	108	104	--	105	DKS53-53	122	113	125	-- 120
XG2117	90	98	90	--	93	EARLY	79	78	81	-- 79
XG2118	111	98	100	--	103	LATE	114	123	125	-- 121
B-H GENETICS						MED				
BH 3808	--	99	92	--	--	DYNA-GRO				
BH 4100	--	104	109	--	--	772B	107	--	--	-- --
BH 5224	--	111	--	--	--	GX15371	81	--	--	-- --
XPS 1601W	--	--	96	--	--	GX15373	134	--	--	-- --
XPS 1615W	--	--	103	--	--	GX15484	115	--	--	-- --
BLUE RIVER HYBRIDS						GX15561				
57B6	--	89	83	--	--	GX15672	96	--	--	-- --
59CT4	--	82	68	--	--	GX15672	107	--	--	-- --
70C5	104	--	--	--	--	GX16173	124	--	--	-- --
76WT4	97	--	--	--	--	GX16612	116	77	--	-- --
CHROMATIN						GX16667				
CHR0029	90	--	--	--	--	GX16667	74	119	108	-- 100
CHR0039	--	55	60	--	--	GX16675	101	--	--	-- --
CHR0073	--	103	106	--	--	GX16957	123	83	74	-- 93
CHR0163	--	95	--	--	--	GX16968	116	--	103	-- --
CHR2042	105	--	--	--	--	GX16970	110	--	--	-- --
						GX16988				
						M58GR24				
						M60GB31				
						GOLDEN ACRES				
						C3970R				
						G3545				
						G3960B				
						G4980B				
						HEARTLAND GENETICS				
						HG52-B				

RNI=Reno Co., Hutchinson THI=Thomas Co., Colby GRI=Greeley Co., Tribune FNI=Finney Co., Garden City; abandoned

Table 20 continued. Kansas IRRIGATED Grain Sorghum Hybrid Yield Summary (% of test avg.), 2016

BRAND/NAME	RNI	THI	GRI	FNI	AVG.
NUTECH					
EX 626	--	106	108	--	--
EX 676	--	104	101	--	--
GS 623	--	84	87	--	--
GS 663	--	101	103	--	--
PHILLIPS					
672	97	--	--	--	--
775	89	--	--	--	--
SORGHUM PARTNERS					
SP 31A15	--	81	85	--	--
SP 34A19	--	96	93	--	--
SP 68M57	--	96	96	--	--
SP 73B12	103	--	--	--	--
SP 78M30	96	--	--	--	--
WKARCH					
KS 136A/ARCH 10001R	--	109	--	--	--
MATURITY CHECK					
EARLY	98	114	99	--	104
LATE	93	98	120	--	104
MED	85	105	109	--	100
AVERAGES (bu/a)	104	150	152	--	135
CV (%)	10	7	5	--	--
LSD (0.05)	14	10	8	--	--

RNI=Reno Co., Hutchinson THI=Thomas Co., Colby GRI=Greeley Co., Tribune FNI=Finney Co., Garden City; abandoned

Table 21. Entries in the 2016 Kansas Grain Sorghum Performance Tests

BRAND	GC	EC	PC	Mat.	Days	GB	BRAND	GC	EC	PC	Mat.	Days	GB
ALTA							DEKALB						
AG1201	B	-	P	E	-	-	EARLY	-	-	-	-	-	-
AG1203	B	-	P	ME	-	-	LATE	-	-	-	-	-	-
AG2105	R	-	P	M	-	-	MED	-	-	-	-	-	-
AG2115	R	-	P	M	-	-	DKS28-05	B	HY	P	E	58	-
AG3201	B	-	P	ML	-	-	DKS38-16	B	HY	P	E	62	-
AG1301	C	-	R	ME	63	-	DKS37-07	B	HY	P	E	67	CEI
AG2103	R	-	P	M	65	-	DKS45-23	B	HY	P	M	68	-
AG3101	R	-	P	L	68	-	DKS48-07	B	HY	P	M	68	-
XG2117	R	-	-	ML	68	-	DKS51-01	B	HY	P	M	70	E,I
XG2118	R	-	-	ML	68	-	DKS53-53	B	HY	P	L	72	I
B-H GENETICS							DYNA-GRO						
BH 3400	B	-	-	VE	-	-	GX15371	-	-	-	-	-	-
BH 3808	R	-	-	ME	-	C	GX15373	-	-	-	-	-	-
BH 3822	B	-	-	M	-	C,E	GX15484	-	-	-	-	-	-
BH 4100	B	-	-	M	-	-	GX15561	-	-	-	-	-	-
BH 4200C	C	-	-	ME	-	C	GX15672	-	-	-	-	-	-
BH 5224	B	-	-	M	-	C,D,E	GX16173	-	-	-	-	-	-
BH 5620	B	-	-	ML	-	-	GX16612	-	-	-	-	-	-
XPS 1601W	C	-	-	ME	-	-	GX16667	-	-	-	-	-	-
XPS 1615W	W	-	-	ME	-	-	GX16675	-	-	-	-	-	-
XPS1503	B	-	-	ML	-	-	GX16957	-	-	-	-	-	-
BLUE RIVER HYBRIDS							GAYLAND WARD SEED						
57B6	-	-	-	-	-	-	GX16968	-	-	-	-	-	-
59CT4	-	-	-	-	-	-	GX16970	-	-	-	-	-	-
63C5	-	-	-	-	-	-	GX16988	-	-	-	-	-	-
63WT6	-	-	-	-	-	-	M58GR24	-	-	-	-	-	-
64YT5	-	-	-	-	-	-	M60GB31	-	-	-	-	-	-
70C5	-	-	-	-	-	-	772B	B	HY	T	M	68	CE
76WT4	-	-	-	-	-	-	EXP 8016	-	-	-	-	-	-
BROWNING							EXP 8017						
CHALLENGER BMX	B	HY	P	M	67	N	EXP 9050	-	-	-	-	-	-
CHALLENGER BMX II	B	HY	P	ML	73	C,E	EXP 9058	-	-	-	-	-	-
CHROMATIN							EXP 9066						
CHR0039	B	-	P	E	52	-	EXP 9099	-	-	-	-	-	-
CHR0163	B	-	P	ME	60	-	EXP 9100	-	-	-	-	-	-
CHR0073	B	-	P	M	66	-	EXP 9123	-	-	-	-	-	-
CHR0029	R	-	P	ML	72	-	EXP 9125	-	-	-	-	-	-
CHR2042	B	-	P	ML	72	-	EXP 9126	-	-	-	-	-	-
							EXP 9127	-	-	-	-	-	-
							EXP 9132	-	-	-	-	-	-
							EXP 9135	-	-	-	-	-	-
							GW 9417	R	HY	P	M	68	CE

Information provided by entrants:
 GC = grain color: bronze, cream, red, yellow, white
 EC = endosperm color: white, yellow, hetero-yellow
 PC = plant color: purple, tan
 Mat. = relative maturity: early, medium, late
 Days = days to half bloom
 G-bug = resistance to specific greenbug biotypes: C, E, I, K, etc.

Table 21 continued. Entries in the 2016 Kansas Grain Sorghum Performance Tests

BRAND	GC	EC	PC	Mat.	Days	GB	BRAND	GC	EC	PC	Mat.	Days	GB
GOLDEN ACRES							MATURITY CHECK						
X-2699	C	HY	P	ME	54	C,E	EARLY	-	-	-	-	-	-
C3970R	R	HY	P	M	55	C,E	LATE	-	-	-	-	-	-
G3960B	B	HY	P	M	58	C,E	MED	-	-	-	-	-	-
G4980B	B	HY	P	ML	68	C,E							
G3545	B	HY	P	M	70	C,E							
HEARTLAND GENETICS													
HG 23-R	R	HY	P	E	57	C,E							
HG 44-R	R	HY	P	M	64	C,E							
HG45-C	C	HY	P	M	66	C,E,I							
HG48-B	B	HY	P	M	67	C,E							
HG52-B	B	HY	P	ML	73	C,E							
NUTECH													
EX 626	R	W	P	ME	62	C,E							
GS 623	R	W	P	M	62	C,E							
GS 663	B	W	P	M	66	C,E							
EX 676	B	W	P	M	67	C,E							
GS 693	R	W	P	M	69	C,E							
GS 725	R	W	P	L	71	C,E							
PHILLIPS													
595	B	W	-	E	60	C							
672	B	W	-	ME	65	C,D,E							
775	B	W	-	M	68	C,E							
POLANSKY													
5526	R	-	P	E	-	C,E							
5669	B	-	P	M	-	C,E							
5685	R	-	P	L	-	C,E							
5651Y	Y	-	-	M	65	-							
5665W	C	-	P	M	65	C							
5761	R	HY	P	M	65	C,E							
5718	R	HY	P	ML	70	C,E							
SORGHUM PARTNERS													
SP 31A15	B	-	P	E	58	-							
SP 34A19	B	-	P	ME	60	-							
SP 68M57	B	-	P	M	68	-							
SP 73B12	B	-	P	ML	71	-							
SP 78M30	R	-	P	ML	72	-							
WESTERN KANSAS AGRICULTURAL RESEARCH CENTER HAYS													
KS 116A/ARCH 11028	-	-	-	-	-	-							
KS 133A/ARCH 10001R-	-	-	-	-	-	-							
KS 133A/ARCH 11028R-	-	-	-	-	-	-							
KS 136A/ARCH 10001R-	-	-	-	-	-	-							
KS 136A/ARCH 11028R-	-	-	-	-	-	-							
KS 136A/ARCH 11055R-	-	-	-	-	-	-							
TX /ARCH 11001	-	-	-	-	-	-							
TX /ARCH 11028	-	-	-	-	-	-							
TX /ARCH 11055	-	-	-	-	-	-							

Information provided by entrants:
 GC = grain color: bronze, cream, red, yellow, white
 EC = endosperm color: white, yellow, hetero-yellow
 PC = plant color: purple, tan
 Mat. = relative maturity: early, medium, late
 Days = days to half bloom
 G-bug = resistance to specific greenbug biotypes: C, E, I, K, etc.

To access crop performance testing information electronically, visit our website. The information contained in this publication, plus more, is available for viewing or downloading at:

www.agronomy.k-state.edu/services/crop-performance-tests/index.html

Excerpts from the University Research Policy Agreement with Cooperating Seed Companies

Permission is hereby given to Kansas State University (KSU) to test varieties and/or hybrids designated on the attached entry forms in the manner indicated in the test announcements. I certify that seed submitted for testing is a true sample of the seed being offered for sale.

I understand that all results from Kansas Crop Performance Tests belong to the University and the public and shall be controlled by the University so as to produce the greatest benefit to the public. Performance data may be used in the following ways: 1) Tables may be reproduced in their entirety provided the source is referenced and data are not manipulated or reinterpreted; 2) Advertising statements by an individual company about the performance of its entries may be made as long as they are accurate statements about the data as published, with no reference to other companies' names or cultivars. In both cases, the following must be included with the reprint or ad citing the appropriate publication number and title: "See the official Kansas State University Agricultural Experiment Station and Cooperative Extension Service Report of Progress 1131, '2016 Kansas Performance Tests with Grain Sorghum Hybrids,' or the Kansas Crop Performance Test website, www.agronomy.k-state.edu/services/crop-performance-tests/index.html, for details.

Contributors

Main Station, Manhattan

Jane Lingenfelter, Assistant Agronomist
Ignacio Ciampitti, KSU Cropping Systems Specialist
Doug Jardine, Extension Plant Pathologist
Alex King, KSU Foundation Seed
Mary Knapp, KSU Weather Data Librarian
Holly Schwarting, Extension Entomologist
R. Jeff Whitworth, Extension Entomologist

Experiment Fields

Eric Adee, Topeka
Andrew Esser, Belleville
Jim Kimball, Ottawa
Michael Larson, Belleville
Doug Stensaas, Belleville

Research Centers

Rob Aiken, Colby
Patrick Evans, Colby
Lonnie Mengarelli, Parsons
Gerald Rohlder, Hays
Alan Schlegel, Tribune
Clayton Seaman, Hays

Cooperators

Tom Deneke, Beloit
Clayton Short, Assaria
Southwest Seed Research,
Hutchinson

Copyright 2017 Kansas State University Agricultural Experiment Station and Cooperative Extension Service. Contents of this publication may be freely reproduced for educational purposes. All other rights reserved. In each case, give credit to the author(s), 2016 Kansas Performance Tests with Grain Sorghum Hybrids, Kansas State University, January 2017. Contribution no. 17-177-S from the Kansas Agricultural Experiment Station.

Brand names appearing in this publication are for product identification purposes only. No endorsement is intended, nor is criticism implied of similar products not mentioned.

Publications from Kansas State University are available at:
www.ksre.ksu.edu

Kansas State University Agricultural Experiment Station and Cooperative Extension Service